

NFPA®

557

Standard for
Determination of Fire Loads
for Use in Structural Fire
Protection Design

2023



IMPORTANT NOTICES AND DISCLAIMERS CONCERNING NFPA® STANDARDS

NFPA® codes, standards, recommended practices, and guides (“NFPA Standards”), of which the document contained herein is one, are developed through a consensus standards development process approved by the American National Standards Institute. This process brings together volunteers representing varied viewpoints and interests to achieve consensus on fire and other safety issues. While the NFPA administers the process and establishes rules to promote fairness in the development of consensus, it does not independently test, evaluate, or verify the accuracy of any information or the soundness of any judgments contained in NFPA Standards.

The NFPA disclaims liability for any personal injury, property, or other damages of any nature whatsoever, whether special, indirect, consequential or compensatory, directly or indirectly resulting from the publication, use of, or reliance on NFPA Standards. The NFPA also makes no guaranty or warranty as to the accuracy or completeness of any information published herein.

In issuing and making NFPA Standards available, the NFPA is not undertaking to render professional or other services for or on behalf of any person or entity. Nor is the NFPA undertaking to perform any duty owed by any person or entity to someone else. Anyone using this document should rely on his or her own independent judgment or, as appropriate, seek the advice of a competent professional in determining the exercise of reasonable care in any given circumstances.

The NFPA has no power, nor does it undertake, to police or enforce compliance with the contents of NFPA Standards. Nor does the NFPA list, certify, test, or inspect products, designs, or installations for compliance with this document. Any certification or other statement of compliance with the requirements of this document shall not be attributable to the NFPA and is solely the responsibility of the certifier or maker of the statement.



REMINDER: UPDATING OF NFPA STANDARDS

Users of NFPA codes, standards, recommended practices, and guides (“NFPA Standards”) should be aware that these documents may be superseded at any time by the issuance of a new edition, may be amended with the issuance of Tentative Interim Amendments (TIAs), or be corrected by Errata. It is intended that through regular revisions and amendments, participants in the NFPA standards development process consider the then-current and available information on incidents, materials, technologies, innovations, and methods as these develop over time and that NFPA Standards reflect this consideration. Therefore, any previous edition of this document no longer represents the current NFPA Standard on the subject matter addressed. NFPA encourages the use of the most current edition of any NFPA Standard [as it may be amended by TIA(s) or Errata] to take advantage of current experience and understanding. An official NFPA Standard at any point in time consists of the current edition of the document, including any issued TIAs and Errata then in effect.

To determine whether an NFPA Standard has been amended through the issuance of TIAs or corrected by Errata, visit the “Codes & Standards” section at www.nfpa.org.

ADDITIONAL IMPORTANT NOTICES AND DISCLAIMERS CONCERNING NFPA® STANDARDS

Updating of NFPA Standards

Users of NFPA codes, standards, recommended practices, and guides (“NFPA Standards”) should be aware that these documents may be superseded at any time by the issuance of a new edition, may be amended with the issuance of Tentative Interim Amendments (TIAs), or be corrected by Errata. It is intended that through regular revisions and amendments, participants in the NFPA standards development process consider the then-current and available information on incidents, materials, technologies, innovations, and methods as these develop over time and that NFPA Standards reflect this consideration. Therefore, any previous edition of this document no longer represents the current NFPA Standard on the subject matter addressed. NFPA encourages the use of the most current edition of any NFPA Standard [as it may be amended by TIA(s) or Errata] to take advantage of current experience and understanding. An official NFPA Standard at any point in time consists of the current edition of the document, including any issued TIAs and Errata then in effect.

To determine whether an NFPA Standard has been amended through the issuance of TIAs or corrected by Errata, visit the “Codes & Standards” section at www.nfpa.org.

Interpretations of NFPA Standards

A statement, written or oral, that is not processed in accordance with Section 6 of the Regulations Governing the Development of NFPA Standards shall not be considered the official position of NFPA or any of its Committees and shall not be considered to be, nor be relied upon as, a Formal Interpretation.

Patents

The NFPA does not take any position with respect to the validity of any patent rights referenced in, related to, or asserted in connection with an NFPA Standard. The users of NFPA Standards bear the sole responsibility for determining the validity of any such patent rights, as well as the risk of infringement of such rights, and the NFPA disclaims liability for the infringement of any patent resulting from the use of or reliance on NFPA Standards.

NFPA adheres to the policy of the American National Standards Institute (ANSI) regarding the inclusion of patents in American National Standards (“the ANSI Patent Policy”), and hereby gives the following notice pursuant to that policy:

NOTICE: The user’s attention is called to the possibility that compliance with an NFPA Standard may require use of an invention covered by patent rights. NFPA takes no position as to the validity of any such patent rights or as to whether such patent rights constitute or include essential patent claims under the ANSI Patent Policy. If, in connection with the ANSI Patent Policy, a patent holder has filed a statement of willingness to grant licenses under these rights on reasonable and nondiscriminatory terms and conditions to applicants desiring to obtain such a license, copies of such filed statements can be obtained, on request, from NFPA. For further information, contact the NFPA at the address listed below.

Law and Regulations

Users of NFPA Standards should consult applicable federal, state, and local laws and regulations. NFPA does not, by the publication of its codes, standards, recommended practices, and guides, intend to urge action that is not in compliance with applicable laws, and these documents may not be construed as doing so.

Copyrights

NFPA Standards are copyrighted. They are made available for a wide variety of both public and private uses. These include both use, by reference, in laws and regulations, and use in private self-regulation, standardization, and the promotion of safe practices and methods. By making these documents available for use and adoption by public authorities and private users, the NFPA does not waive any rights in copyright to these documents.

Use of NFPA Standards for regulatory purposes should be accomplished through adoption by reference. The term “adoption by reference” means the citing of title, edition, and publishing information only. Any deletions, additions, and changes desired by the adopting authority should be noted separately in the adopting instrument. In order to assist NFPA in following the uses made of its documents, adopting authorities are requested to notify the NFPA (Attention: Secretary, Standards Council) in writing of such use. For technical assistance and questions concerning adoption of NFPA Standards, contact NFPA at the address below.

For Further Information

All questions or other communications relating to NFPA Standards and all requests for information on NFPA procedures governing its codes and standards development process, including information on the procedures for requesting Formal Interpretations, for proposing Tentative Interim Amendments, and for proposing revisions to NFPA standards during regular revision cycles, should be sent to NFPA headquarters, addressed to the attention of the Secretary, Standards Council, NFPA, 1 Batterymarch Park, P.O. Box 9101, Quincy, MA 02269-9101; email: stds_admin@nfpa.org.

For more information about NFPA, visit the NFPA website at www.nfpa.org. All NFPA codes and standards can be viewed at no cost at www.nfpa.org/docinfo.

Copyright © 2022 National Fire Protection Association®. All Rights Reserved.

NFPA® 557

Standard for

Determination of Fire Loads for Use in Structural Fire Protection Design

2023 Edition

This edition of NFPA 557, *Standard for Determination of Fire Loads for Use in Structural Fire Protection Design*, was prepared by the Technical Committee on Hazard and Risk of Contents and Furnishings. It was issued by the Standards Council on March 20, 2022, with an effective date of April 9, 2022, and supersedes all previous editions.

This edition of NFPA 557 was approved as an American National Standard on April 9, 2022.

Origin and Development of NFPA 557

The 2012 edition marked the first edition of NFPA 557, *Standard for Determination of Fire Loads for Use in Structural Fire Protection Design*. This document dates back to 2003, when it was proposed that NFPA create a document to address the need for guidance and standardization in the area of structural fire engineering. The Technical Committee on Hazard and Risk of Contents and Furnishings was assigned the document, and work began shortly thereafter.

NFPA 557 addresses the determination of the fire load and fire load density to be used as the basis for the evaluation and design of the structural fire performance of a building. The purpose of NFPA 557 is to provide standard methods and values for use in the determination of fire loads and fire load densities for design-basis fires. This is done using a risk framework. Two methodologies are detailed in the document: an occupancy-based density method and a survey-based method.

The 2016 edition contained new language that required the evaluation of a fire load to be prepared by an approved person and required the building owner to be responsible for confirming that anticipated fire load densities would not exceed values used for the design. New language in Chapter 4 provided required performance and test criteria for noncombustible and limited-combustible materials. Additional updates to terminology, definitions, and referenced publications were made throughout the document to reflect current industry standards and technology.

The 2020 edition contained updated language for defining a limited-combustible material and added guidance in the annex regarding fire losses in warehouses. The heat of combustion values were reorganized into a table for ease of use. No technical changes were made to the values. Reference documents were updated to reflect the most current editions available.

The 2023 edition contains guidance on fire load calculations for ignition-resistant materials when the calorific value is unknown. New language provides test requirements for ignition-resistant materials and fire-retardant-treated wood products.

Technical Committee on Hazard and Risk of Contents and Furnishings

Steven D. Wolin, Chair

Reliable Automatic Sprinkler Company, Inc., SC [M]

Craig L. Beyler, JENSEN HUGHES, MD [SE]

David A. Boverman, NSW Rural Fire Service, Australia [E]

Elizabeth C. Buc, Fire & Materials Research Laboratory, LLC, MI [RT]

David G. Bueche, Hoover Treated Wood Products, CO [M]

Michael T. Burr, Safety Engineering Laboratories, Inc., MI [RT]

Jason Daniels, Harrington Group, Inc., GA [SE]

Richard J. Davis, FM Global, MA [I]
Rep. FM Global

Marcelo M. Hirschler, GBH International, CA [SE]

William E. Koffel, Koffel Associates, Inc., MD [SE]

Sergei V. Levchik, Israel Chemicals Ltd. (ICL-IP), NY [M]

James R. Richardson, Lisle Woodridge Fire District, IL [E]

Katherine S. Setser, Miami University, OH [U]

Rep. American Society of Interior Designers

Xiaochuan Shi, Verisk, NJ [I]

Dwayne Sloan, UL LLC, NC [RT]

Bradley Thomson, General Motors, MI [M]

Alternates

Timothy Earl, GBH International, MI [SE]
(Alt. to Marcelo M. Hirschler)

William Randall Edwards, Alliance of Automobile Manufacturers, MI [M]
(Voting Alt.)

John A. Frank, Global Asset Protection Services, LLC, GA [I]
(Voting Alt.)

Camille Levy, NFPA Staff Liaison

Nestor R. Iwankiw, JENSEN HUGHES, IL [SE]
(Alt. to Craig L. Beyler)

Jerry W. Wallace, Safety Engineering Laboratories, Inc., MI [RT]
(Alt. to Michael T. Burr)

Shaohua Xia, Fire & Rescue New South Wales, Australia [E]
(Alt. to David A. Boverman)

This list represents the membership at the time the Committee was balloted on the final text of this edition. Since that time, changes in the membership may have occurred. A key to classifications is found at the back of the document.

NOTE: Membership on a committee shall not in and of itself constitute an endorsement of the Association or any document developed by the committee on which the member serves.

Committee Scope: This Committee shall have primary responsibility for documents on fire hazard calculation procedures for use by other Committees in writing provisions to control the fire hazards of contents and furnishings. This Committee shall also provide guidance and recommendations to Committees in assessing the fire hazard of contents and furnishings. It shall establish classification and rating systems, request the development and standardization of appropriate fire tests, and identify and encourage necessary research as it relates to the fire hazards of contents and furnishings. It shall act in a liaison capacity between NFPA and the committees of other organizations with respect to the hazard of contents and furnishings.

Contents

Chapter 1 Administration	557- 4	5.7 Application of the Frequencies of Structurally Significant Fires to Occupancies.	557- 7
1.1 Scope.	557- 4	Chapter 6 Occupancy-Based Fire Load Density	557- 11
1.2 Purpose.	557- 4	6.1 Fire Load Density.	557- 11
1.3 Application.	557- 4	6.2 Design Fire Load Density.	557- 11
1.4 Equivalency.	557- 4	Chapter 7 Survey Method-Based Fire Load Density ..	557- 11
1.5 Units and Formulas.	557- 4	7.1 Fire Load Density	557- 11
1.6 Approved Qualifications.	557- 4	7.2 Fire Load.	557- 11
Chapter 2 Referenced Publications	557- 4	7.3 Heats of Combustion.	557- 12
2.1 General.	557- 4	7.4 Methodology and Limitations.	557- 12
2.2 NFPA Publications.	557- 4	Chapter 8 Documentation, Inspection, and Maintenance	557- 13
2.3 Other Publications.	557- 4	8.1 Documented Fire Load.	557- 13
2.4 References for Extracts in Mandatory Sections.	557- 5	8.2 Change in Occupancy.	557- 13
Chapter 3 Definitions	557- 5	8.3 Repairs.	557- 13
3.1 General.	557- 5	8.4 Formal Review.	557- 13
3.2 NFPA Official Definitions.	557- 5	Annex A Explanatory Material	557- 13
3.3 General Definitions.	557- 5	Annex B Summary of Occupancy Based Fuel and Fire Load Survey Data	557- 18
Chapter 4 Design Fundamentals	557- 6	Annex C Guidance for Fuel or Fire Load Surveys (Special Facility and Occupancy Based)	557- 18
4.1 Methodology.	557- 6	Annex D Analyses of Structurally Significant Fires in Buildings with Selected Characteristics .	557- 19
4.2 Fire Load.	557- 6	Annex E Informational References	557- 26
4.3 Statistical Distribution of Fire Load.	557- 6	Index	557- 28
4.4 Frequency of Fire Initiations.	557- 6		
4.5 Effectiveness of Fire Protection Features.	557- 6		
4.6 Combustibility of Materials.	557- 6		
Chapter 5 Development of Fire Loads	557- 6		
5.1 Types of Fire Loads.	557- 6		
5.2 Defining the Compartment.	557- 7		
5.3 Distributed Fire Loads.	557- 7		
5.4 Localized Fire Loads.	557- 7		
5.5 Frequency of Structurally Significant Fires.	557- 7		
5.6 Approvals and Limitations.	557- 7		

NFPA 557

Standard for

Determination of Fire Loads for Use in Structural Fire Protection Design

2023 Edition

IMPORTANT NOTE: This NFPA document is made available for use subject to important notices and legal disclaimers. These notices and disclaimers appear in all publications containing this document and may be found under the heading "Important Notices and Disclaimers Concerning NFPA Standards." They can also be viewed at www.nfpa.org/disclaimers or obtained on request from NFPA.

UPDATES, ALERTS, AND FUTURE EDITIONS: New editions of NFPA codes, standards, recommended practices, and guides (i.e., NFPA Standards) are released on scheduled revision cycles. This edition may be superseded by a later one, or it may be amended outside of its scheduled revision cycle through the issuance of Tentative Interim Amendments (TIAs). An official NFPA Standard at any point in time consists of the current edition of the document, together with all TIAs and Errata in effect. To verify that this document is the current edition or to determine if it has been amended by TIAs or Errata, please consult the National Fire Codes® Subscription Service or the "List of NFPA Codes & Standards" at www.nfpa.org/docinfo. In addition to TIAs and Errata, the document information pages also include the option to sign up for alerts for individual documents and to be involved in the development of the next edition.

NOTICE: An asterisk (*) following the number or letter designating a paragraph indicates that explanatory material on the paragraph can be found in Annex A.

A reference in brackets [] following a section or paragraph indicates material that has been extracted from another NFPA document. Extracted text may be edited for consistency and style and may include the revision of internal paragraph references and other references as appropriate. Requests for interpretations or revisions of extracted text shall be sent to the technical committee responsible for the source document.

Information on referenced and extracted publications can be found in Chapter 2 and Annex E.

Chapter 1 Administration

1.1* Scope. The scope of this standard is the determination of the fire load and fire load density to be used as the basis for the evaluation and design of the structural fire performance of a building.

1.1.1 The determination of a design-basis fire is outside the scope of this standard.

1.1.2* This document is not intended to address facilities for storage of hazardous materials.

1.2 Purpose. The purpose of this standard is to provide standard methods and values for use in the determination of fire loads and fire load densities for design-basis fires, which is done using a risk framework.

1.3 Application. This standard applies to the determination of fire loads and fire load densities based on occupancy.

1.4 Equivalency. Nothing in this standard is intended to prevent the use of methods equivalent or superior in effectiveness and safety over those prescribed by this standard.

1.5 Units and Formulas.

1.5.1 The units of measure in this standard are presented in the International System (SI) of Units.

1.5.2 The values presented for measurements in this standard are expressed with a degree of precision appropriate for practical application and enforcement. It is not intended that the application or enforcement of these values be more precise than the precision expressed.

1.5.3 Where extracted text contains values expressed in only one system of units, the values in the extracted text have been retained without conversion to preserve the values established by the responsible technical committee in the source document.

1.6 Approved Qualifications. The evaluation of the fire load shall be prepared by an approved person.

Chapter 2 Referenced Publications

2.1 General. The documents or portions thereof listed in this chapter are referenced within this standard and shall be considered part of the requirements of this document.

2.2 NFPA Publications. National Fire Protection Association, 1 Batterymarch Park, Quincy, MA 02169-7471.

NFPA 70®, *National Electrical Code*®, 2023 edition.

NFPA 90A, *Standard for the Installation of Air-Conditioning and Ventilating Systems*, 2021 edition.

NFPA 101®, *Life Safety Code*®, 2021 edition.

NFPA 259, *Standard Test Method for Potential Heat of Building Materials*, 2018 edition.

2.3 Other Publications.

2.3.1 ASCE Publications. American Society of Civil Engineers, 1801 Alexander Bell Drive, Reston, VA 20191-4400.

ASCE/SEI 7-16, *Minimum Design Loads and Associated Criteria for Buildings and Other Structures*, 2017.

2.3.2 ASTM Publications. ASTM International, 100 Barr Harbor Drive, P.O. Box C700, West Conshohocken, PA 19428-2959. www.astm.org

ASTM E84, *Test Method for Surface Burning Characteristics of Building Materials*, 2021a.

ASTM E136, *Test Method for Assessing Combustibility of Materials Using a Vertical Tube Furnace at 750°C*, 2019a.

ASTM E2652, *Test Method for Assessing Combustibility of Materials Using a Tube Furnace with a Cone-shaped Airflow Stabilizer, at 750°C*, 2018.

ASTM E2768, *Test Method for Extended Duration Surface Burning Characteristics of Building Materials (30 min Tunnel Test)*, 2011 (2018).

ASTM E2965, *Test Method for Determination of Low Levels of Heat Release Rate for Materials and Products Using an Oxygen Consumption Calorimeter*, 2017.

2.3.3 UL Publications. Underwriters Laboratories Inc., 333 Pfingsten Road, Northbrook, IL 60062-2096.

UL 723, *Test for Surface Burning Characteristics of Building Materials*, 2018.

2.3.4 Other Publications.

Merriam-Webster's Collegiate Dictionary, 11th edition, Merriam-Webster, Inc., Springfield, MA, 2003.

2.4 References for Extracts in Mandatory Sections.

NFPA 101®, *Life Safety Code*®, 2021 edition.

NFPA 555, *Guide on Methods for Evaluating Potential for Room Flashover*, 2017 edition.

NFPA 5000®, *Building Construction and Safety Code*®, 2021 edition.

Chapter 3 Definitions

3.1 General. The definitions contained in this chapter shall apply to the terms used in this standard. Where terms are not defined in this chapter or within another chapter, they shall be defined using their ordinarily accepted meanings within the context in which they are used. *Merriam-Webster's Collegiate Dictionary*, 11th edition, shall be the source for the ordinarily accepted meaning.

3.2 NFPA Official Definitions.

3.2.1* Approved. Acceptable to the authority having jurisdiction.

3.2.2* Authority Having Jurisdiction (AHJ). An organization, office, or individual responsible for enforcing the requirements of a code or standard, or for approving equipment, materials, an installation, or a procedure.

3.2.3 Shall. Indicates a mandatory requirement.

3.2.4 Should. Indicates a recommendation or that which is advised but not required.

3.2.5 Standard. An NFPA standard, the main text of which contains only mandatory provisions using the word “shall” to indicate requirements and that is in a form generally suitable for mandatory reference by another standard or code or for adoption into law. Nonmandatory provisions are not to be considered a part of the requirements of a standard and shall be located in an appendix, annex, footnote, informational note, or other means as permitted in the NFPA manuals of style. When used in a generic sense, such as in the phrases “standards development process” or “standards development activities,” the term “standards” includes all NFPA standards, including codes, recommended practices, and guides.

3.3 General Definitions.

3.3.1 Alteration. See 3.3.12, Renovation.

3.3.2 Change of Use. A change in the purpose or level of activity within a structure that involves a change in the application of code requirements.

3.3.3 Contents and Furnishings. Any movable objects in a building that normally are secured or otherwise put in place for functional reasons, excluding (1) parts of the internal structure of the building and (2) any items meeting the definition of interior finish. [555, 2017]

3.3.4 Design-Basis Fire. The set of conditions that define the development of a fire and the spread of combustion products throughout a building or portions thereof.

3.3.5 Fire Load. The total energy content of combustible materials in a building, space, or area including furnishing and contents and combustible building elements expressed in MJ.

3.3.5.1* Contents Fire Load. The fire load of all movable or secured contents and furnishings and all occupant possessions within a compartment, including all the items that can be placed into a compartment or taken out of it without causing structural damage, expressed in MJ.

3.3.5.2 Distributed Fire Load. The overall fire load of the compartment, expressed in MJ.

3.3.5.3* Fixed Fire Load. The fire load of all combustible materials used as structural elements or as interior finish or trim (wall, ceiling, and floor) or installed concealed behind walls, floor, or ceiling, expressed in MJ.

3.3.5.4* Localized Fire Load. The fire load at a location within the compartment that is outside the scope of normal variations in the distributed fire load, expressed in MJ.

3.3.6* Fire Load Density. The heat energy, expressed in MJ/m², that could be released per unit floor area of a compartment by the combustion of the contents of the compartment and any combustible part(s) of the building itself.

3.3.7 Fuel Load. The total wood equivalent mass of combustible materials in a building, space, or area, including furnishings and contents and combustible building elements, expressed in kg.

3.3.8* Interior Finish. The exposed surfaces of walls, ceilings, and floors within buildings. [101, 2021]

3.3.9 Material.

3.3.9.1 Limited-Combustible Material. See 4.6.2.

3.3.9.2 Noncombustible Material. See 4.6.1.

3.3.10* Modification. The reconfiguration of any space; the addition or elimination of any door or window; the addition or elimination of load-bearing elements; the reconfiguration or extension of any system; or the installation of any additional equipment. [101, 2021]

3.3.11 Occupancy. The purpose for which a building or other structure, or part thereof, is used or intended to be used. [ASCE/SEI 7-16:1.2.1]

3.3.12 Renovation. The replacement in kind, strengthening, or upgrading of building elements, materials, equipment, or fixtures that does not result in a reconfiguration of the building or spaces within.

3.3.13 Repair. The patching, restoration, or painting of materials, elements, equipment, or fixtures for the purpose of maintaining such materials, elements, equipment, or fixtures in good or sound condition. [101, 2021]

3.3.14 Structurally Significant Fire. A fire that grows to a size that poses a threat to the structural elements.

Chapter 4 Design Fundamentals

4.1* Methodology. The methodology developed in this standard shall provide a risk-based design fire load and fire load densities for use in design and evaluation of structural fire performance.

4.2 Fire Load. The fire load for design-basis fires shall be determined by a combination of all of the following:

- (1) Statistical distribution of fire loads in buildings
- (2) Fire initiation frequency
- (3) Effectiveness and reliability of the fire protection features that contribute to fire control in the early stages of the fire

4.3 Statistical Distribution of Fire Load. The statistical distribution of the fire load of the building shall be determined by one of the following:

- (1) Statistical sampling and analysis of the subject or similar buildings, as provided in Chapter 7
- (2) Through the use of suitable occupancy-based means and standard deviation of the fire load distribution, as provided in Chapter 6

4.4 Frequency of Fire Initiations. The frequency of fire initiations in the building shall be determined from national statistical studies of fire incident data.

4.5 Effectiveness of Fire Protection Features.

4.5.1 The effectiveness of fire protection features in controlling fires before the fire becomes structurally significant shall be assessed by all of the following:

- (1) Functional analysis
- (2)* National statistical analysis for the country of the design site

4.5.2 Explanation of Statistics Used. If the statistics used for compliance with 4.5.1 are local or regional, an explanation shall be provided as to why these statistics are applicable for this analysis.

4.6 Combustibility of Materials.

4.6.1* Noncombustible Material.

4.6.1.1 A material that complies with any of the following shall be considered a noncombustible material:

- (1)* A material that, in the form in which it is used and under the conditions anticipated, will not ignite, burn, support combustion, or release flammable vapors when subjected to fire or heat.
- (2) A material that is reported as passing ASTM E136, *Test Method for Assessing Combustibility of Materials Using a Vertical Tube Furnace at 750°C*.
- (3) A material that is reported as complying with the pass/fail criteria of ASTM E136 when tested in accordance with the test method and procedure in ASTM E2652, *Test Method for Assessing Combustibility of Materials Using a Tube Furnace with a Cone-shaped Airflow Stabilizer, at 750°C*.

4.6.1.2 Where the term *limited-combustible* is used in this standard, it shall also include the term *noncombustible*.

4.6.2 Limited-Combustible Material. A material shall be considered a limited-combustible material where one of the following is met:

- (1) The conditions of 4.6.2.1 and 4.6.2.2 and the conditions of either 4.6.2.3 or 4.6.2.4 shall be met.
- (2) The conditions of 4.6.2.5 shall be met.
[5000:7.1.4.2]

4.6.2.1 The material does not comply with the requirements for a noncombustible material in accordance with 4.6.1.
[5000:7.1.4.2.1]

4.6.2.2 The material, in the form in which it is used, exhibits a potential heat value not exceeding 8141 kJ/kg (3500 Btu/lb), when tested in accordance with NFPA 259. [5000:7.1.4.2.2]

4.6.2.3 The material shall have a structural base of noncombustible material with a surfacing not exceeding a thickness of 3.2 mm ($\frac{1}{8}$ in.) where the surfacing exhibits a flame spread index not greater than 50 when tested in accordance with ASTM E84, *Test Method for Surface Burning Characteristics of Building Materials*, or UL 723, *Test for Surface Burning Characteristics of Building Materials*. [5000:7.1.4.2.3]

4.6.2.4 The material shall be composed of materials that in the form and thickness used neither exhibit a flame spread index greater than 25 nor exhibit evidence of continued progressive combustion when tested in accordance with ASTM E84 or UL 723, and are of such composition that all surfaces that would be exposed by cutting through the material on any plane would neither exhibit a flame spread index greater than 25 nor exhibit evidence of continued progressive combustion when tested in accordance with ASTM E84 or UL 723. [5000:7.1.4.2.4]

4.6.2.5 Materials shall be considered limited-combustible materials where tested in accordance with ASTM E2965, *Test Method for Determination of Low Levels of Heat Release Rate for Materials and Products Using an Oxygen Consumption Calorimeter*, at an incident heat flux of 75 kW/m² for a 20-minute exposure, and both the following conditions are met:

- (1) The peak heat release rate shall not exceed 150 kW/m² for longer than 10 seconds.
- (2) The total heat released shall not exceed 8 MJ/m².
[5000:7.1.4.2.5]

4.6.2.6 Where the term *limited-combustible* is used in this standard, it shall also include the term *noncombustible*.
[5000:7.1.4.2.6]

Chapter 5 Development of Fire Loads

5.1 Types of Fire Loads. Fire loads shall be calculated as both localized fire loads and distributed fire loads.

5.1.1* Prior to a change of use or occupancy, renovation, or modification, the building owner shall be responsible for the evaluation of the new fire load.

5.1.2 If there is a change of use or occupancy, and the fire load in the new use or occupancy exceeds the fire load that was originally developed, then the fire resistance of the building shall be analyzed to evaluate if the existing passive fire protection meets the design objectives for the new use or occupancy.

5.2 Defining the Compartment.

5.2.1 The compartment shall be selected as either the entire building or that portion of the building that is bounded by exterior surfaces of the building and by fire-rated boundaries that are capable of containing a fire for the entire duration through burnout.

5.2.2 For areas where there are no fire-rated boundaries, the entire building shall be selected.

5.3 Distributed Fire Loads.

5.3.1 Distributed fire loads shall be determined to reflect the total fire load throughout a compartment.

5.3.2 Distributed fire loads shall be determined in accordance with Chapter 6 or Chapter 7.

5.4 Localized Fire Loads.

5.4.1 Localized fire loads shall be determined to reflect concentrations of combustible material that have the potential to pose a more severe thermal exposure than the thermal exposure that would result from the uniform fire load.

5.4.2* Combustible materials shall be considered concentrated whenever the mass per unit area of one or more items is a factor of 2.57 greater than the established distributed fire load.

5.4.3 Localized fire loads shall be determined based upon surveys as described in Chapter 7 or upon architectural design data.

5.4.4 The localized fire load determined in accordance with this section shall be subject to the approval of the authority having jurisdiction (AHJ).

5.4.5 Localized fire loads shall be reported by location in the building and shall include the expected value and a measure of the variability of the value (mean and standard deviation).

5.5 Frequency of Structurally Significant Fires.

5.5.1 Methodology.

5.5.1.1 The frequency of structurally significant fires shall be developed by estimating the rate of fires per year relative to the numbers of buildings and to the area of floor space, for buildings of similar occupancy to the building being designed.

5.5.1.2* The frequency of structurally significant fires shall be determined by multiplying the rate of reportable fires per year per floor area by the fraction of fires that are structurally significant in buildings with similar construction and fire protection systems as proposed for the building.

5.5.1.3 The frequency of structurally significant fires, f_{ss} shall be calculated as the product of the fire frequency, f_f and the floor area, A_f as follows:

$$[5.5.1.3]$$

$$f_{ss} = f_f \times A_f$$

where:

f_{ss} = frequency of structurally significant fires (fires/year)

f_f = fire frequency (fires/m² year)

A_f = floor area (m²)

5.6 Approvals and Limitations.

5.6.1* The limitations on the estimates of the frequency of structurally significant fires along with any limitations of the applicability of the structurally significant fire frequency for a particular building shall be subject to the approval of the AHJ.

5.6.2 The limitations of the applicability on the estimate of the frequency of the structurally significant fire for each particular building or facility shall be addressed within a technical report and provided to the AHJ for review and approval.

5.6.3* The frequency of structurally significant fires shall be developed from national statistics per Section 5.7 and Annex D.

5.6.4 As an alternative to the procedures in Section 5.6, other published data shall be used subject to approval of the applicability of the data by the AHJ.

5.7* Application of the Frequencies of Structurally Significant Fires to Occupancies.

5.7.1* Office/Business Occupancies.

5.7.1.1* For office/business occupancies, the frequency of fires shall be taken as 6 fires per million square meters per year.

5.7.1.2* For office/business occupancies, the frequency of structurally significant fires shall be determined by multiplying the fire frequency in 5.7.1.1 by the value in Table 5.7.1.2 that corresponds to the construction type and fire protection systems specified for the building.

5.7.2* Religious Properties.

5.7.2.1* For religious properties, the frequency of fires shall be taken as 6 fires per million square meters per year.

5.7.2.2* For religious properties, the frequency of structurally significant fires shall be determined by multiplying the fire frequency in 5.7.2.1 by the value in Table 5.7.2.2 that corresponds to the construction type and fire protection systems specified for the building.

5.7.3* Eating and Drinking Establishments.

5.7.3.1* For eating and drinking establishments, the frequency of fires shall be taken as 81 fires per million square meters per year.

5.7.3.2* For eating and drinking establishments, the frequency of structurally significant fires shall be determined by multiplying the fire frequency in 5.7.3.1 by the value in Table 5.7.3.2 that corresponds to the construction type and fire protection systems specified for the building.

5.7.4* Other Public Assembly.

5.7.4.1* For other public assembly buildings, the frequency of fires shall be taken as 10 fires per million square meters per year.

5.7.4.2* For other public assembly buildings, the frequency of structurally significant fires shall be determined by multiplying the fire frequency in 5.7.4.1 by the value in Table 5.7.4.2 that corresponds to the construction type and fire protection systems specified for the building.

Table 5.7.1.2 Fraction of Fires That Are Structurally Significant in Office/Business Occupancies

Type of Construction*	No Detection or No Alarm (No Sprinklers)	Detection and Alarm Present (No Sprinklers)	No Detection or No Alarm (Sprinklers Present)	Detection and Alarm Present (Sprinklers Present)
Fire resistive	0.13	0.07	0.04	0.03
Protected, noncombustible	0.15	0.06	0.05	0.03
Unprotected, noncombustible	0.19	0.10	0.07	0.05
Protected, ordinary	0.21	0.10	0.03	0.04
Unprotected, ordinary	0.30	0.17	0.11	0.07
Protected, wood frame	0.30	0.18	0.13	0.08
Unprotected, wood frame	0.37	0.20	0.12	0.07

*For more information on types of construction, see A.5.7.1.2.

Table 5.7.2.2 Fraction of Fires That Are Structurally Significant in Religious Properties

Type of Construction	No Detection or No Alarm (No Sprinklers)	Detection and Alarm Present (No Sprinklers)	No Detection or No Alarm (Sprinklers Present)	Detection and Alarm Present (Sprinklers Present)
Fire resistive	0.22	0.06	0	0
Protected, noncombustible	0.16	0.07	0.07	0.03
Unprotected, noncombustible	0.23	0.15	0	0.43
Protected, ordinary	0.24	0.12	0.14	0
Unprotected, ordinary	0.29	0.18	0.22	0.05
Protected, wood frame	0.33	0.17	0.06	0.03
Unprotected, wood frame	0.39	0.20	0.08	0.18

Table 5.7.3.2 Fraction of Fires That Are Structurally Significant in Eating and Drinking Establishments

Type of Construction	No Detection or No Alarm (No Sprinklers)	Detection and Alarm Present (No Sprinklers)	No Detection or No Alarm (Sprinklers Present)	Detection and Alarm Present (Sprinklers Present)
Fire resistive	0.16	0.10	0.05	0.03
Protected, noncombustible	0.16	0.06	0.04	0.04
Unprotected, noncombustible	0.20	0.10	0.08	0.05
Protected, ordinary	0.19	0.11	0.06	0.04
Unprotected, ordinary	0.24	0.14	0.08	0.05
Protected, wood frame	0.22	0.12	0.08	0.05
Unprotected, wood frame	0.29	0.19	0.11	0.07

Table 5.7.4.2 Fraction of Fires That Are Structurally Significant in Other Public Assembly Buildings

Type of Construction	No Detection or No Alarm (No Sprinklers)	Detection and Alarm Present (No Sprinklers)	No Detection or No Alarm (Sprinklers Present)	Detection and Alarm Present (Sprinklers Present)
Fire resistive	0.13	0.05	0.04	0.02
Protected, noncombustible	0.16	0.06	0.03	0.05
Unprotected, noncombustible	0.20	0.13	0.04	0.06
Protected, ordinary	0.21	0.11	0.04	0.03
Unprotected, ordinary	0.31	0.15	0.05	0.03
Protected, wood frame	0.33	0.18	0.12	0.05
Unprotected, wood frame	0.43	0.22	0.10	0.08

5.7.5* Educational.

5.7.5.1* For educational buildings, the frequency of fires shall be taken as 10 fires per million square meters per year.

5.7.5.2* For educational buildings, the frequency of structurally significant fires shall be determined by multiplying the fire frequency in 5.7.5.1 by the value in Table 5.7.5.2 that corresponds to the construction type and fire protection systems specified for the building.

5.7.6* Facilities That Care for the Sick.

5.7.6.1* For facilities that care for the sick, the frequency of fires shall be taken as 16 fires per million square meters per year.

5.7.6.2* For facilities that care for the sick, the frequency of structurally significant fires shall be determined by multiplying the fire frequency in 5.7.6.1 by the value in Table 5.7.6.2 that corresponds to the construction type and fire protection systems specified for the building.

Table 5.7.5.2 Fraction of Fires That Are Structurally Significant in Educational Buildings

Type of Construction	No Detection or No Alarm (No Sprinklers)	Detection and Alarm Present (No Sprinklers)	No Detection or No Alarm (Sprinklers Present)	Detection and Alarm Present (Sprinklers Present)
Fire resistive	0.07	0.03	0.04	0.02
Protected, noncombustible	0.07	0.04	0.02	0.03
Unprotected, noncombustible	0.09	0.04	0.01	0.02
Protected, ordinary	0.08	0.04	0.05	0.03
Unprotected, ordinary	0.16	0.08	0.04	0.05
Protected, wood frame	0.18	0.07	0.05	0.02
Unprotected, wood frame	0.30	0.13	0.11	0.03

Table 5.7.6.2 Fraction of Fires That Are Structurally Significant in Facilities That Care for the Sick

Type of Construction	No Detection or No Alarm (No Sprinklers)	Detection and Alarm Present (No Sprinklers)	No Detection or No Alarm (Sprinklers Present)	Detection and Alarm Present (Sprinklers Present)
Fire resistive	0.03	0.02	0.02	0.01
Protected, noncombustible	0.03	0.02	0.02	0.01
Unprotected, noncombustible	0.08	0.04	0	0.01
Protected, ordinary	0.10	0.03	0.03	0.02
Unprotected, ordinary	0.17	0.05	0	0.01
Protected, wood frame	0.19	0.07	0.35	0.02
Unprotected, wood frame	0.14	0.14	0	0.01

5.7.7* Stores/Mercantile Buildings.

5.7.7.1* For stores/mercantile buildings, the frequency of fires shall be taken as 16 fires per million square meters per year.

5.7.7.2* For stores/mercantile buildings, the frequency of structurally significant fires shall be determined by multiplying the fire frequency in 5.7.7.1 by the value in Table 5.7.7.2 that corresponds to the construction type and fire protection systems specified for the building.

5.7.8* Places Where People Sleep Other Than Homes.

5.7.8.1* For places where people sleep other than homes, the frequency of fires shall be taken as 43 fires per million square meters per year.

5.7.8.2* For places where people sleep other than homes, the frequency of structurally significant fires shall be determined by multiplying the fire frequency in 5.7.8.1 by the value in Table 5.7.8.2 that corresponds to the construction type and fire protection systems specified for the building.

5.7.9* Warehouse. (Reserved)**Table 5.7.7.2 Fraction of Fires That Are Structurally Significant in Stores/Mercantile Buildings**

Type of Construction	No Detection or No Alarm (No Sprinklers)	Detection and Alarm Present (No Sprinklers)	No Detection or No Alarm (Sprinklers Present)	Detection and Alarm Present (Sprinklers Present)
Fire resistive	0.18	0.13	0.05	0.04
Protected, noncombustible	0.17	0.10	0.03	0.03
Unprotected, noncombustible	0.25	0.16	0.05	0.05
Protected, ordinary	0.24	0.16	0.07	0.05
Unprotected, ordinary	0.31	0.21	0.09	0.09
Protected, wood frame	0.30	0.19	0.10	0.11
Unprotected, wood frame	0.41	0.28	0.20	0.06

Table 5.7.8.2 Fraction of Fires That Are Structurally Significant in Places Where People Sleep Other Than Homes

Type of Construction	No Detection or No Alarm (No Sprinklers)	Detection and Alarm Present (No Sprinklers)	No Detection or No Alarm (Sprinklers Present)	Detection and Alarm Present (Sprinklers Present)
Fire resistive	0.09	0.04	0.04	0.02
Protected, noncombustible	0.11	0.04	0.05	0.02
Unprotected, noncombustible	0.13	0.05	0.03	0.03
Protected, ordinary	0.16	0.09	0.04	0.02
Unprotected, ordinary	0.23	0.12	0.05	0.03
Protected, wood frame	0.21	0.13	0.03	0.03
Unprotected, wood frame	0.32	0.18	0.09	0.03

Chapter 6 Occupancy-Based Fire Load Density

6.1* Fire Load Density.

6.1.1 The average fire load density shall be the sum of the average fixed fire load density and the average contents fire load density, calculated as follows:

$$\bar{Q}_f = \bar{Q}_{f,f} + \bar{Q}_{f,c} \quad [6.1.1]$$

where:

\bar{Q}_f = average fire load density (MJ/m²)

$\bar{Q}_{f,f}$ = average fixed fire load density (MJ/m²)

$\bar{Q}_{f,c}$ = average contents fire load density (MJ/m²)

6.1.2 The standard deviation of the total fire load density, σ_f , shall be calculated from the standard deviations of the fixed fire load density, $\sigma_{f,f}$ and contents fire load density, $\sigma_{f,c}$, as follows:

$$\sigma_f = \sqrt{(\sigma_{f,f}^2 + \sigma_{f,c}^2)} \quad [6.1.2]$$

where:

σ_f = standard deviation of fire load density (MJ/m²)

$\sigma_{f,f}$ = standard deviation of fixed fire load density (MJ/m²)

$\sigma_{f,c}$ = standard deviation of contents fire load density (MJ/m²)

6.1.3* Contents Fire Load Density. For office/business occupancies, the average contents fire load shall be 600 MJ/m² floor area and the standard deviation shall be 500 MJ/m² floor area.

6.1.4 Fixed Fire Load Density. For buildings of noncombustible construction, the average fixed fire load density shall be 130 MJ/m² and the standard deviation shall be 40 MJ/m².

6.2 Design Fire Load Density.

6.2.1 The design fire load density shall be determined to achieve the risk performance criteria stated by the applicable code, using the methods described in this section.

6.2.2 Where the applicable code does not provide risk performance criteria for structural fire protection, the risk performance criteria for structural collapse, R_s , shall be no greater than 10⁻⁶/yr, unless another value is approved by the AHJ.

6.2.3* Design Fire Load Density Calculation.

6.2.3.1 The design fire load density, Q_d , shall be determined from the frequency of structurally significant fires, f_{ss} , and the risk performance criterion as follows:

[6.2.3.1a]

$$Q_d = \bar{Q}_f - \frac{\sqrt{6}}{\pi} \sigma_f (0.577 + \ln(-\ln F))$$

where:

\bar{Q}_f = average fire load (MJ/m²)

F = risk objective (See 6.2.3.2)

[6.2.3.1b]

$$\sigma_f = \sqrt{(\sigma_{f,f}^2 + \sigma_{f,c}^2)}$$

where:

σ_f = standard deviation of fire load density (MJ/m²)

$\sigma_{f,f}$ = standard deviation of fixed fire load density (MJ/m²)

$\sigma_{f,c}$ = standard deviation of contents fire load density (MJ/m²)

6.2.3.2 The cumulative probability function required to achieve the risk objective, F , shall be calculated as follows:

[6.2.3.2]

$$F = 1 - \frac{R_s}{f_{ss}}$$

where:

R_s = risk performance criteria for structural collapse (from 6.2.1 and 6.2.2)

f_{ss} = frequency of structurally significant fires (from Section 5.5)

6.2.3.3 This section is applicable to the overall and localized fire load densities.

Chapter 7 Survey Method-Based Fire Load Density

7.1 Fire Load Density The fire load density shall consist of the total fire load divided by the floor area of the compartment.

7.2 Fire Load.

7.2.1 The total fire load shall be calculated in accordance with 7.2.2 and shall include all of the fixed fire load and all of the contents fire load.

7.2.2 The total fire load in a surveyed compartment shall be computed using the following equation:

[7.2.2]

$$Q = \sum k_i m_i h_i$$

where:

Q = total fire load in compartment (MJ)

k_i = proportion of content or building component, i , that is combustible

m_i = mass of item, i (kg)

h_{ci} = calorific value of item, i (MJ/kg)

7.2.3* The fire load density in a compartment is the total fire load per square meter of the floor area, Q' , (MJ/m²), as follows:

$$Q' = Q / A_f$$

[7.2.3]

where:
 Q' = total fire load per m² of floor area
 Q = total fire load in compartment
 A_f = floor area of fire compartment (m²)

7.3* Heats of Combustion.

7.3.1* The fire load for an item shall be determined by multiplying the mass by the calorific value (heat of combustion) for the item.

7.3.2* If the calorific value of the item is not known, the fire load shall be determined by multiplying the mass of the item by the heat of combustion in Table 7.3.2.

7.3.2.1 A wood product shall be acceptable as a fire retardant-treated wood product for this standard if it has been impregnated with chemicals and, when tested in accordance with ASTM E2768, *Test Method for Extended Duration Surface Burning Characteristics of Building Materials (30 min Tunnel Test)*, it exhibits a flame spread index not exceeding 25 (during the first 10 minutes of the test) and a flame front that does not progress more than 3.2 m (10.5 ft) beyond the centerline of the burner at any time during the test, on both the front and back faces.

7.3.2.2 A product shall be considered an ignition-resistant material for this standard if it does not have a coating or other exterior protective layer and, when tested in accordance with ASTM E2768, it exhibits a flame spread index not exceeding 25 (during the first 10 minutes of the test) and a flame front that does not progress more than 3.2 m (10.5 ft) beyond the center-

line of the burner at any time during the test, on both the front and back faces.

7.3.3 If items are derived from a known combination of materials, the fire load for that item shall be determined by multiplying the heat of combustion of the individual materials by their corresponding mass.

7.4 Methodology and Limitations.

7.4.1* The fire load survey shall be conducted by either the weighing technique or the inventory technique, or a combination of the two.

7.4.2* Sample Size Determination.

7.4.2.1 If fire loads are determined by conducting a survey, diverse compartments shall be surveyed and a confidence interval shall be constructed.

7.4.2.2 If the results of the fire load survey will be applied to multiple buildings, then surveys shall be conducted in more than one building.

7.4.3 The individual reports shall be provided for the surveys for fixed and contents fire loads.

7.4.4 For design purposes, confidence intervals of no less than 99 percent shall be used.

7.4.5 Results of the fire load survey reported shall include the mean, standard deviation, and a cumulative probability distribution for the energy content per unit area.

7.4.6 The results from a fire load survey shall only be applied to the building in which it was conducted or to similar buildings.

7.4.7 The value(s) used for mass densities shall be subject to the approval of the AHJ.

7.4.8 The fire load determined in accordance with this section shall be subject to the approval of the AHJ.

Table 7.3.2 Heat of Combustion

Material	Heat of Combustion
Unknown or not listed below	40 MJ/kg
Cellulosic materials without a wood structure	17 MJ/kg
Products that have complied with the fire tests required by NFPA 90A or the applicable mechanical code to be used exposed in plenums	15 MJ/kg
Upholstered furniture or mattresses that have complied with the fire tests required for such products according to Chapter 10 of NFPA 101 or by the applicable fire code and have done so without the use of barriers	15 MJ/kg
Electrical or optical fiber wires and cables that have complied with the fire tests required for use in risers (vertical runs in a shaft or from floor to floor) or plenums (ducts, plenums, and other spaces used for environmental air) as required by NFPA 70	15 MJ/kg
Wood products that have complied with the requirements of the applicable building code or fire code for classification as fire retardant-treated wood products based on testing as required in 7.3.2.1	10 MJ/kg
Materials or products that have complied with the requirements of limited-combustible materials in accordance with NFPA 101	8.141 MJ/kg
Materials or products that have complied with the requirements of ignition-resistant materials based on testing as required in 7.3.2.2	20 MJ/kg

Chapter 8 Documentation, Inspection, and Maintenance

8.1 Documented Fire Load.

8.1.1 The design basis for the fire load determined shall be documented in a report that is maintained by the building owner and provided to the AHJ.

8.1.2 The building owner shall be responsible for confirming that the anticipated fire load densities will not exceed the values used for the design as documented in Section 8.1.

8.2 Change in Occupancy.

8.2.1 If there is a change in occupancy, alteration, or renovation, and the fire load in the new occupancy or portion of the building that has been altered or renovated exceeds the fire load that was originally developed, then the fire resistance of the building shall be analyzed to evaluate if the existing fire protection meets the design objectives for the new occupancy or the portion of the building that has been altered or renovated.

8.2.2 If the objectives are no longer met, then modifications to the existing fire protection shall be made as necessary so that the building meets its fire resistance objectives.

8.3 Repairs. Repairs shall not require reanalysis.

8.4 Formal Review. A formal review of the fire load shall be undertaken, documented, and provided to the AHJ at least once every 5 years.

Annex A Explanatory Material

Annex A is not a part of the requirements of this NFPA document but is included for informational purposes only. This annex contains explanatory material, numbered to correspond with the applicable text paragraphs.

A.1.1 This standard is a companion to SFPE S.01, *Engineering Standard on Calculating Fire Exposures to Structures*, and SFPE S.02, *Engineering Standard on Calculation Methods to Predict the Thermal Performance of Structural and Fire Resistive Assemblies*. These standards are used in conjunction with ASCE/SEI 7-16, *Minimum Design Loads and Associated Criteria for Buildings and Other Structures*, and other performance-based design documents.

A.1.1.2 Examples of hazardous materials include combustible dusts, flammable and combustible liquids, flammable solids, oxidizers, and oxidizer-containing waste. Information on such occupancies is contained in NFPA 400.

A.3.2.1 Approved. The National Fire Protection Association does not approve, inspect, or certify any installations, procedures, equipment, or materials nor does it approve or evaluate testing laboratories. In determining the acceptability of installations or procedures, equipment, or materials, the “authority having jurisdiction” may base acceptance on compliance with NFPA or other appropriate standards. In the absence of such standards, said authority may require evidence of proper installation, procedure, or use. The “authority having jurisdiction” may also refer to the listings or labeling practices of an organization that is concerned with product evaluations and is thus in a position to determine compliance with appropriate standards for the current production of listed items.

A.3.2.2 Authority Having Jurisdiction (AHJ). The phrase “authority having jurisdiction,” or its acronym AHJ, is used in

NFPA standards in a broad manner because jurisdictions and approval agencies vary, as do their responsibilities. Where public safety is primary, the authority having jurisdiction may be a federal, state, local, or other regional department or individual such as a fire chief; fire marshal; chief of a fire prevention bureau, labor department, or health department; building official; electrical inspector; or others having statutory authority. For insurance purposes, an insurance inspection department, rating bureau, or other insurance company representative may be the authority having jurisdiction. In many circumstances, the property owner or his or her designated agent assumes the role of the authority having jurisdiction; at government installations, the commanding officer or departmental official may be the authority having jurisdiction.

A.3.3.5.1 Contents Fire Load. Examples of items in this category are furniture (both movable and secured in place by the occupant), furnishings, appliances (including computers, television sets, and portable lighting), clothing, books and papers, pictures, telephones, rubbish bins, and personal effects. A limited quantity of small movable items that provide negligible contributions to total heat release can generally be ignored.

A.3.3.5.3 Fixed Fire Load. Examples of items in this category are built-in structural elements; built-in closets or cupboards; doors and their frames; windows and their sills; wall, ceiling; and floor linings; electrical and optical fiber wiring (for power or data); piping and tubing (including drain, waste, sprinkler, and pneumatic ones); insulation; and built-in appliances. Small fixed items that provide negligible contributions to total heat release, such as wall switches or other items with low mass can generally be ignored.

A.3.3.5.4 Localized Fire Load. The localized fire load may pose a more severe thermal exposure to individual structural elements than the distributed fire load.

A.3.3.6 Fire Load Density. The higher the value of the fire load density, the greater the potential fire severity and damage, as the duration of the burning period of the fire is proportional to the fire load.

A.3.3.8 Interior Finish. The term *interior finish* includes interior wall and ceiling finish and interior floor finish. With respect to interior wall and ceiling finish, this means the exposed interior surfaces of buildings including, but not limited to, fixed or movable walls and partitions, columns, and ceilings. With respect to interior floor finish, this means the exposed floor surfaces of buildings, including coverings that might be applied over a normal-finished floor or stairs, including risers. Furnishings, which in some cases are secured in place for functional reasons, should not be considered as interior finish. [555, 2017]

A.3.3.10 Modification. Modification does not include repair or replacement of interior finishes. [101, 2021]

A.4.1 The fire load and fire load density determined by application of this standard can be used together with a design basis fire for the determination of the fire exposure to a structure.

A.4.5.1(2) The nation for which the statistics are being used should be the same nation for which the building practices are being considered. In the absence of national statistics, the statistics from other comparable countries may be useful.

A.4.6.1 The provisions of 4.6.1 do not require inherently noncombustible materials to be tested in order to be classified as noncombustible materials.

A.4.6.1.1(1) Examples of such materials include steel, concrete, masonry, and glass.

A.5.1.1 When selecting a fire load density for a building or other structure, the building owner should consider the possibility of later changes in occupancy or use, which could result in greater fire loads than originally contemplated. In the event that the fire load increases beyond that contemplated during the design, reanalysis must be performed, and it may be necessary to modify the fire protection applied to the building.

A.5.4.2 The factor of 2.57 was selected based on the Z value used in confidence intervals. A Z value of 2.57 approximately corresponds to a confidence interval of 99 percent (based upon a normally distributed variable). Annex C provides a means to determine the safety factor for 99 percent confidence level.

A.5.5.1.2 Fires that extend beyond the room of origin are considered to be structurally significant because they represent compartment fires that flash over and spread to additional spaces. Sprinklers or other automatic extinguishing equipment, automatic detection equipment, and construction will influence the likelihood of a fire extending beyond the room of origin. Fires that extend beyond the room of origin are considered to present a significant challenge to the structure. Therefore, statistics or data for buildings with fire protection systems or construction methods similar to those proposed may be used to determine the structurally significant fire frequency. The structurally significant fire frequency for a given building type and set of fire protection systems and construction methods may be greater than or less than the structurally significant fire frequency for the building type with data for all combinations of fire protection systems and construction methods aggregated. See A.5.7.2.1 through A.5.7.8.1 for more information.

A.5.6.1 Limitations may arise from several sources. Fire frequencies are culturally influenced or determined. The fraction of fires reported can vary with country and jurisdiction, depending upon local customs and regulations. Actual fire frequencies can also vary by country based upon cultural differences and differences in regulations concerning potential ignition sources.

A.5.6.3 The tables used for calculating the factors take into account the type of construction and the presence or absence of detection and alarm systems and of sprinklers.

A.5.7 The occupancies represented in this section and in Annex D may not correlate with the occupancy classifications typically used in current codes and standards. This data is collected from the National Fire Incident Reporting System (NFIRS).

A.5.7.1 For more information, see Annex D.

A.5.7.1.1 The fire frequency of 6 fires per million square meters per year represents the frequency of fires that are reported. A fraction of the fires that start will extend beyond the room of origin. The basis for this fire frequency is provided in Section D.8 of Annex D.

A.5.7.1.2 These values were determined from U.S. National Fire Statistics using spread beyond the compartment of origin

as a surrogate for structurally significant. The data in Table 5.7.1.2 correspond to the analysis provided in Section D.8 of Annex D for office/business occupancies.

The types of construction and property use (e.g., office/business occupancies) indicated in Table 5.7.1.2 are based upon the National Fire Incident Reporting System (NFIRS) incident form. The definitions from the form are extracted as follows (see also www.usfa.fema.gov/downloads/pdf/nfirs/nfirs-1.pdf):

- (1) Construction types as follows. Table A.5.7.1.2 relates the types of construction used in Section 5.7 to the types of construction referenced in NFPA 220.
 - (a) **Fire resistive.** A totally noncombustible building in which no structural steel is exposed and all vertical openings are protected with approved doors. The fire-resistant covering of the steel is typically very heavy: poured concrete, brick, concrete block, or similar material.
 - (b) **Protected, noncombustible.** A totally noncombustible building in which no structural steel is exposed. All vertical openings are protected by approved doors. The fire-resistant covering of the steel is typically light: gypsum board, sprayed fire-resistive covering, rated ceilings, and similar materials.
 - (c) **Unprotected, noncombustible.** A totally noncombustible building in which the structural steel is exposed to the effects of fire.
 - (d) **Protected, ordinary.** The load-bearing walls are masonry. Columns are protected by a fire-resistive coating. The underside of all wood floor and roof decks is protected by a fire-resistive coating.
 - (e) **Unprotected, ordinary.** The load-bearing walls are masonry. Columns, wood floor, and roof decks are exposed and unprotected from fire.
 - (f) **Protected, wood frame.** Walls, floors, and roof structure are wood framing. The interior wall and ceiling surfaces of habitable spaces are protected by a fire-resistive covering. A brick-veneer building falls in this category because the wall structure is wood framed. But for any wood frame building, if the basement does not have a fire-resistive ceiling protecting the underside of the first floor, the building should be classified in the "unprotected wood frame" category.
 - (g) **Unprotected, wood frame.** Walls, floors, and roof structure are wood framing. There is no fire-resistive covering protecting the wood frame. A typical residential garage would fall in this category.
- (2) Property Use as follows:
 - (a) **Store office property.** Store properties include all markets and other areas, buildings, or structures for the display, sale, repair, or service of merchandise, new or used, purchased or rented. Mercantile or store properties generally have a capacity for a large number of people and usually have a display and sales area that is large in relation to the storage area.
 - (b) **Public assembly property (religious properties, eating and drinking establishments, other public assembly).** Places for the congregation or gathering of people for amusement, recreation, social, religious, patriotic, civic, travel, and similar purposes are known as public assembly properties. Such properties are characterized by the presence or

potential presence of crowds, with attendant panic hazard in case of fire or other emergency. They are generally open to the public, or may, on occasions, be open to the public. The occupants are present voluntarily and are not ordinarily subject to discipline or control. They are generally able-bodied persons, whose presence is transient in character, and who do not intend to sleep on the premises.

- (c) **Educational property.** Educational properties are those used for the gathering of groups of persons for purposes of instruction such as schools, colleges, universities, and academies. Educational properties are distinguished from public assembly properties in that the same occupants are present regularly, and they are subject to discipline and control. Included are part-day nursery schools, kindergartens, and other schools whose primary purpose is education.
- (d) **Institutional property (facilities that care for the sick).** Institutional properties are those used for purposes such as medical or other treatment or care of persons suffering from physical or mental illness, disease, or infirmity; for the care of infants, convalescents, or aged persons; and for penal or corrective purposes. Institutional buildings ordinarily provide sleeping facilities for the occupants.
- (e) **Residential property (places where people sleep other than homes).** A residential property is one in which sleeping accommodations are provided for normal living purposes, and includes all buildings designated to provide sleeping accommodations except those classified under Institutional (major division d). Subdivisions of residential property used in this section are separated according to potential life hazard. Popular names and legal definitions may be different from those given here. The categories here, however, are significant from a fire and life protection standpoint.

A.5.7.2 For more information, see Annex D.

A.5.7.2.1 The fire frequency of 6 fires per million square meters per year represents the frequency of fires that are reported. A fraction of the fires that start will extend beyond the room of origin. The basis for this fire frequency is provided in Section D.2.

A.5.7.2.2 These values were determined from U.S. National Fire Statistics using spread beyond the compartment of origin as a surrogate for structurally significant.

Table A.5.7.1.2 Comparison of Types of Construction Used in NFPA 557 and NFPA 220

Type of Construction per NFPA 557	Type of Construction per NFPA 220
Fire resistive	Type I
Protected, noncombustible	Type II (222) or Type II (111)
Unprotected, noncombustible	Type II (000)
Protected, ordinary	Type III (211)
Unprotected, ordinary	Type III (200)
Protected, wood frame	Type V (111)
Unprotected, wood frame	Type V (000)

The data in Table 5.7.2.2 correspond to the analysis provided in Section D.2 for religious properties.

See also A.5.7.1.2.

A.5.7.3 For more information, see Annex D.

A.5.7.3.1 The fire frequency of 81 fires per million square meters per year represents the frequency of fires that are reported. A fraction of the fires that start will extend beyond the room of origin. The basis for this fire frequency is provided in Section D.3.

A.5.7.3.2 These values were determined from U.S. National Fire Statistics using spread beyond the compartment of origin as a surrogate for structurally significant.

The data in Table 5.7.3.2 correspond to the analysis provided in Section D.3 for eating and drinking establishments.

See also A.5.7.1.2.

A.5.7.4 For more information, see Annex D.

A.5.7.4.1 The fire frequency of 10 fires per million square meters per year represents the frequency of fires that are reported. A fraction of the fires that start will extend beyond the room of origin. The basis for this fire frequency is provided in Section D.4.

A.5.7.4.2 These values were determined from U.S. National Fire Statistics using spread beyond the compartment of origin as a surrogate for structurally significant.

The data in Table 5.7.4.2 correspond to the analysis provided in Section D.4 for other public assembly buildings.

See also A.5.7.1.2.

A.5.7.5 For more information, see Annex D.

A.5.7.5.1 The fire frequency of 10 fires per million square meters per year represents the frequency of fires that are reported. A fraction of the fires that start will extend beyond the room of origin. The basis for this fire frequency is provided in Section D.5.

A.5.7.5.2 These values were determined from U.S. National Fire Statistics using spread beyond the compartment of origin as a surrogate for structurally significant.

The data in Table 5.7.5.2 correspond to the analysis provided in Section D.5 for educational buildings.

See also A.5.7.1.2.

A.5.7.6 For more information, see Annex D.

A.5.7.6.1 The fire frequency of 16 fires per million square meters per year represents the frequency of fires that are reported. A fraction of the fires that start will extend beyond the room of origin. The basis for this fire frequency is provided in Section D.6.

A.5.7.6.2 These values were determined from U.S. National Fire Statistics using spread beyond the compartment of origin as a surrogate for structurally significant.

The data in Table 5.7.6.2 correspond to the analysis provided in Section D.6 for facilities that care for the sick.

See also A.5.7.1.2.

A.5.7.7 For more information, see Annex D.

A.5.7.7.1 The fire frequency of 16 fires per million square meters per year represents the frequency of fires that are reported. A fraction of the fires that start will extend beyond the room of origin. The basis for this fire frequency is provided in Section D.7.

A.5.7.7.2 These values were determined from U.S. National Fire Statistics using spread beyond the compartment of origin as a surrogate for structurally significant.

The data in Table 5.7.7.2 correspond to the analysis provided in Section D.7 for stores/mercantile buildings.

See also A.5.7.1.2.

A.5.7.8 For more information, see Annex D.

A.5.7.8.1 The fire frequency of 43 fires per million square meters per year represents the frequency of fires that are reported. A fraction of the fires that start will extend beyond the room of origin. The basis for this fire frequency is provided in Section D.9.

A.5.7.8.2 These values were determined from U.S. National Fire Statistics using spread beyond the compartment of origin as a surrogate for structurally significant.

The data in Table 5.7.8.2 correspond to the analysis provided in Section D.9 for places where people sleep other than homes.

See also A.5.7.1.2.

A.5.7.9 A study of fire losses that occurred in one-story warehouses between 2012 and 2016 was conducted by a large, highly protected risk (HPR) property insurer. There were 285 fires recorded within this 5-year period; however, not all desired information was available for all recorded losses.

There were 78 losses where the area of the warehouse involved was known. The total area was 1,071,148 m² (11,536,260 ft²) and the average area was 13,733 m² (147,901 ft²).

There was information available regarding the presence of detection, alarms, and sprinklers in 241 of the losses. The breakdown is noted in Table A.5.7.9(a). Sprinklers are noted to be provided only if they were in the area of fire origin.

There were 65 fire losses where information was available regarding the type of construction. The breakdown is noted in Table A.5.7.9(b). There was no data available for the other three types of construction noted in Section 5.7. Many warehouses are constructed of either metal walls and roofs (unprotected, noncombustible), or masonry walls and metal roofs (unprotected, ordinary). In the United States, warehouse construction that uses a fire-resistive rating for structural framing is not common.

A.6.1 See Annex B for derivation of the values used in this section.

A.6.1.3 See Culver, “Survey results for fire loads and live loads in office buildings.”

A.6.2.3 The design fire load density equations are based on a Gumbel distribution (Type I distribution of largest values) for fire loads. This distribution is widely used for gravity loads and has been verified for fire loads by Korppela and Keski-Rahkonen, “Fire Loads in Office Buildings.”

Table A.5.7.9(a) Number of Fires Based on Presence of Detection, Alarms, and Sprinklers

Protection Type	Number of Losses	Percent of Losses Where Information Was Available
No detection, alarms, or sprinklers	154	63.90
No detection or alarms, sprinklers provided	78	32.37
Detection and alarms provided, no sprinklers provided	5	2.07
Detection, alarms, and sprinklers provided	4	1.66

Table A.5.7.9(b) Number of Fires Based on Type of Construction

Type of Construction	Number of Losses	Percent of Losses Where Information Was Available
Unprotected, noncombustible	28	43.08
Unprotected, ordinary	27	41.54
Unprotected, wood frame	6	9.23
Fire resistive	4	6.15

A.7.2.3 Note that some fire load data sources report the fire load densities based upon the compartment bounding surface area rather than the floor area. Care is required to understand the basis of any values in the literature.

A.7.3 The values of 15 MJ/kg and 40 MJ/kg were selected as bounding values for cellulosic materials and plastics, respectively. These values were selected based on effective (sometimes referred to as “chemical”) heats of combustion as published in Tewarson, “Generation of Heat and Gaseous, Liquid, and Solid Products in Fires.”

A.7.3.1 Data on heat of combustion for selected fuels can be found in Appendix 3 of the *SFPE Handbook of Fire Protection Engineering*.

A.7.3.2 NFPA 90A requires that the following materials or products exposed to the airflow in plenums comply with the indicated fire tests.

Electrical wires and cables and optical fiber cables must be listed as having a maximum peak optical density of 0.50 or less, an average optical density of 0.15 or less, and a maximum flame spread distance of 1.5 m (5 ft) or less when tested in accordance with NFPA 262.

Pneumatic tubing for control systems must be listed as having a maximum peak optical density of 0.5 or less, an average optical density of 0.15 or less, and a maximum flame spread distance of 1.5 m (5 ft) or less when tested in accord-

ance with UL 1820, *Fire Test of Pneumatic Tubing for Flame and Smoke Characteristics*.

Nonmetallic fire sprinkler piping must be listed as having a maximum peak optical density of 0.5 or less, an average optical density of 0.15 or less, and a maximum flame spread distance of 1.5 m (5 ft) or less when tested in accordance with UL 1887, *Fire Test of Plastic Sprinkler Pipe for Visible Flame and Smoke Characteristics*.

Optical fiber and communication raceways must be listed as having a maximum peak optical density of 0.5 or less, an average optical density of 0.15 or less, and a maximum flame spread distance of 1.5 m (5 ft) or less when tested in accordance with UL 2024, *Cable Routing Assemblies and Communications Raceways*.

Loudspeakers, recessed lighting fixtures, and other electrical equipment with combustible enclosures, including their assemblies and accessories, cable ties, and other discrete products, must be listed as having a maximum peak optical density of 0.5 or less, an average optical density of 0.15 or less, and a peak heat release rate of 100 kW or less when tested in accordance with UL 2043, *Fire Test for Heat and Visible Smoke Release for Discrete Products and their Accessories Installed in Air-Handling Spaces*.

Insulation materials and many other products must comply with a flame spread index of 25 or less and a smoke developed index of 50 or less when tested in accordance with ASTM E84, *Test Method for Surface Burning Characteristics of Building Materials*, or UL 723, *Test Method for Surface Burning Characteristics of Building Materials*.

Chapter 10 of NFPA 101 requires that upholstered furniture items in nonsprinklered facilities comply with a peak heat release rate of no more than 80 kW and a total heat release of no more than 25 MJ during the first 10 minutes when tested in accordance with ASTM E1537, *Test Method for Fire Testing of Upholstered Furniture*. Chapter 10 of NFPA 101 also requires that mattresses in nonsprinklered facilities comply with a peak heat release rate of no more than 100 kW and a total heat release of no more than 25 MJ during the first 10 minutes when tested in accordance with ASTM E1590, *Test Method for Fire Testing of Mattresses*. It is possible to comply with both tests by using barriers enclosing the padding or filling materials; in such cases, the effective heat of combustion will be that of the traditional filling material.

NFPA 70 requires that electrical or optical fiber wires and cables to be used in risers (vertical runs in a shaft or from floor to floor) comply with the requirements of UL 1666, *Test for Flame Propagation Height of Electrical and Optical-Fiber Cables Installed Vertically in Shafts*; be capable of preventing the carrying of fire from floor to floor; and that wires or cables to be used in plenums (ducts, plenums, and other spaces used for environmental air) comply with the requirements associated with NFPA 262.

Fire retardant-treated wood products must exhibit a flame spread index not exceeding 25 when tested in accordance with ASTM E84 or UL 723 for 10 minutes and have a flame front that does not progress more than 3.2 m (10.5 ft) beyond the centerline of the burner at any time during the test. In 2011, a test (30-minute tunnel test) was developed and documented in ASTM E2768, *Test Method for Extended Duration Surface Burning Characteristics of Building Materials (30 min Tunnel Test)*, which

standardized the way in which the 30-min ASTM E84 test is to be conducted. In order for a wood material to be designated as fire retardant-treated wood, it would have to comply with the requirements above when tested using ASTM E2768 on the front and back, and it must be impregnated, and not simply coated, with chemicals.

Materials that comply with the requirements of limited-combustible materials must exhibit a potential heat not exceeding 8.141 MJ/kg when tested in accordance with NFPA 259.

Wildland urban interface codes describe ignition-resistant materials, which are those materials that comply with the same requirements as fire retardant-treated wood products, in terms of having to be tested in accordance with ASTM E2768 (the 30-min ASTM E84 test), exhibiting a flame spread index not exceeding 25 (during the first 10 minutes of the test), and having a flame front that does not progress more than 3.2 m (10.5 ft) beyond the centerline of the burner at any time during the 30-minute test. If the material complies with these requirements on its front and back faces (meaning that it does not meet the requirements for a coating or a protective layer), the material must be considered to exhibit a heat of combustion much lower than that of plastic materials.

A.7.4.1 The weighing technique and the inventory technique are discussed in Annex C. The Fire Protection Research Foundation has completed a study titled "Digitized Fuel Load Survey Methodology Using Machine Vision," which discusses additional methods for surveying fuel loads in buildings.

A.7.4.2 To construct a confidence interval, the sample mean, \bar{x} , is calculated by averaging the results from each of the compartments surveyed. Similarly, the sample standard deviation can be calculated as follows:

[A.7.4.2a]

$$\sigma = \sqrt{\frac{\sum_{i=1}^N (x_i - \bar{x})^2}{N}}$$

where:

σ = standard deviation

x_i = fire load from i^{th} sample

\bar{x} = average of all fire load samples

N = number of fire load samples

The confidence interval can then be calculated as follows:

[A.7.4.2b]

$$\bar{x} \pm z \frac{\sigma}{\sqrt{N}}$$

where:

z = confidence interval

For a 99 percent confidence interval, $z = 2.57$. It should be noted that the size of the confidence interval may decrease if the sample size is increased due to the presence of the square root of the sample size in the denominator. However, if the sample has significant variability, the size of the confidence interval may not decrease below a limit value.

Annex B Summary of Occupancy Based Fuel and Fire Load Survey Data

This annex is not a part of the requirements of this NFPA document but is included for informational purposes only.

B.1 The fire load densities in Chapter 6 were developed by identifying and assimilating fuel and fire load data from a number of sources, including the following:

- (1) Ingberg et al., "Combustible Contents in Buildings"
- (2) Caro and Milke, "A Survey of Fuel Loads in Contemporary Office Buildings"
- (3) Baldwin et al., "Survey of Fire Loads in Modern Office Buildings — Some Preliminary Results"
- (4) Green, "A Survey of Fire Loads in Hackney Hospital"
- (5) "Building Materials and Structures — Fire Resistance Classifications of Building Constructions" (This paper contains the same data as the Ingberg paper.)
- (6) Kumar and Rao, "Fire Loads in Office Buildings"
- (7) McDonald Barnett Partners, "Pilot Fire Load Survey"
- (8) Lee and Parker, "Fire Buildup in Shipboard Compartments — Characterization of Some Vulnerable Spaces and the Status of Prediction Analysis" (Data from this survey were not used since they were based on shipboard compartments.)
- (9) Korpela and Keski-Rahkonen, "Fire Loads in Office Buildings"
- (10) Culver and Kushner, "Program for Survey of Fire Loads and Live Loads in Office Buildings"
- (11) Culver, "Survey results for fire loads and live loads in office buildings"
- (12) Thauvoye, Zhao, Klein, and Fontana, "Fire Load Survey and Statistical Analysis"

There was a tremendous amount of variability among the fuel or fire loads published in the surveys cited. The reason for this variability appears to be that within a typical occupancy classification (e.g., business) there are a number of different types of usage among spaces. (e.g., general office, storage, files, etc.).

Culver explored the effect of a number of factors affecting the fuel load in office buildings, including room size, room use, building location (geographic), building age, building height, and government vs. private occupancy. While all of these factors have some effect on fuel loads, Culver found that the use of the room had by far the greatest influence on fuel load.

With the exception of the Ingberg paper, none of the other papers reported space usage as accurately as the Culver report. The Caro report stated that the spaces surveyed were offices, although further investigation has revealed that what was reported as an "office" was, in at least one instance, a cubicle (this was determined through discussions with one of the people whose "office" was surveyed). The mass per unit area of a cubicle is not expected to be representative of the mass per unit floor area of office space, so the Caro findings were not used in developing the fire loads in Chapter 6.

Additionally, while the Ingberg report was more specific than others in terms of space usage, the surveys that were used to generate the data were conducted from 1928 to 1940. One paper on fire loads in India (Kumar and Rao) suggests that between the 1970s and the 1990s, an increased use of steel furniture reduced office fire loads, so the Ingberg data is not

likely representative of current fire loads. Therefore, it was not used in developing the fire loads in Chapter 6.

It is also noteworthy that some surveys only included the contents fuel or fire load, while others also included fixed items as well. Some surveys "derated" combustible items that were stored in metal cabinets, while others did not. (The logic behind "derating" items stored in metal cabinets is that they would not be expected to burn as efficiently as items that are not stored in noncombustible cabinets.) Both total fuel loads and derated fuel loads were published in Chapter 6.

Culver published fire load data in units of mass per unit area. Kumar found that 99 percent of the fire load was cellulosic. Given that the precision in this figure is likely greater than the precision in the fuel load values, it is reasonable to round this up to 100 percent. Therefore, conversion between mass and energy is accomplished by using an effective heat of combustion for wood. A value of 15 MJ/kg was used. This value represents an upper limit for reported values of effective heats of combustion for wood-based products as published in Tewarson, "Generation of Heat and Gaseous, Liquid, and Solid Products in Fires." Again, the precision in this value is greater than the precision in the estimates of fuel load.

Live loads in buildings are expected to vary in a similar manner as fuel or fire loads. Indeed, Culver found this to be the case. This is handled in ASCE/SEI 7-16, *Minimum Design Loads and Associated Criteria for Buildings and Other Structures* (the standard that specifies the structural loads that are used to design buildings), by specifying a value that is seldom expected to be exceeded.

The contents fire load densities in Chapter 6 were developed by determining a mean and standard deviation for all of the office fuel load data that was published by Culver. The mean fuel load density was 38.2 kg/m² and the standard deviation was 32.8 kg/m².

The fixed fire loads were handled in a similar manner; however, Culver found that the fixed fuel load did not vary appreciably with room use. A stronger influence was found to be whether the room surveyed was in a government or private building, with fixed fire loads in private buildings being approximately 50 percent higher than those in government buildings.

Annex C Guidance for Fuel or Fire Load Surveys (Special Facility and Occupancy Based)

This annex is not a part of the requirements of this NFPA document but is included for informational purposes only.

C.1 General. To simplify the fire load estimation, surveys conducted in the past have made the following assumptions:

- (1) Combustible materials are uniformly distributed throughout the building.
- (2) All combustible material in the compartment would be involved in a fire.
- (3) All combustible material in the fire compartment would undergo total combustion during a fire.

Determining fuel loads in a building requires measuring the mass of all the different types of combustibles and their calorific values. The mass of an item in a compartment can be determined by weighing it (weighing technique) or by determining its volume and identifying its density (inventory tech-

nique). The direct-weighing method should be used for items that can easily be weighed, such as toys and books; the inventory method may be used for heavy items that cannot be weighed, such as heavy furniture and built-in shelves. In most cases, a combination of the weighing and inventory methods is used, in which some common items could be pre-weighed, and then the surveyor notes their inventory. To ensure a high quality of the survey data and to avoid inconsistencies that might occur when different individuals complete the survey forms, it is preferable that the survey is conducted by trained individuals who appreciate the importance of the data collected.

C.2 Survey Form. A standard survey form is useful to facilitate the survey process and to ensure that data is collected in a systematic and consistent fashion for all buildings. The survey can be divided into the following five sections:

- (1) Building identification and date of investigation
- (2) Type of establishment
- (3) Compartment dimensions
- (4) Fixed fire loads (this section contains information regarding building construction, weight, and type of lining materials)
- (5) Movable fire loads

C.3 Survey Process. To facilitate the survey process, it is recommended that the surveyor follow a similar procedure for all buildings. First, the building name and address are recorded, as well as the type of establishment and date of the investigation. Second, the dimensions of the room(s) are measured and the types of wall, floor, and ceiling lining materials are determined and noted in the fixed fire load section of the survey form. The third step identifies and classifies all contents in each compartment. Items that could be weighed are weighed to determine their mass; the materials that the item is made of are determined and recorded. For items consisting of more than one material type, the percentage of each type is determined and quantified. The mass of items that cannot be weighed, such as heavy furniture and built-in shelving units, is determined by measuring their volume and using the density of the material to calculate their mass.

C.4 Survey Results and Analysis. The data collected is analyzed to determine the total fire load in each building compartment, the fire load densities (MJ/m²), and the contribution of different materials (wood, plastics, textiles, food, etc.) to the total fire load and to the fire load densities.

If the results of the fire load survey are to be applied to multiple buildings, it is important to collect data for a number of similar buildings to ensure that the survey results are valid. Sample sizes (number of compartments surveyed) will vary depending on the variation of values. In some cases, where variations are large, it may be necessary to identify parameters that may affect fire load densities. For example, it was found in some earlier surveys that fire load densities decreased with increasing the area of a building. In such cases, it is preferable to group buildings into categories based on area and to determine fire load densities for each group.

An important component of the survey is to determine the target population and the sample required. The first is deciding the type of buildings that will be surveyed, such as residential buildings, commercial buildings, shopping centers, or industrial buildings. In determining the target population, it is critical to identify any subgroups that may yield different results. For example, if dealing with residential buildings, it is

important to differentiate between apartment buildings and houses, as the fire loads may be different.

The second important decision is to determine how many rooms/buildings to use in the survey. The sample size depends on time available, budget, and necessary degree of precision. The following equation can be used to determine a sample size (number of rooms to be surveyed):

[C.4]

$$n = \left(\frac{Z \times \sigma}{\bar{x}} \right)^2$$

where:

Z = Z-value (e.g., 2.57 for 99 percent confidence level)

σ = standard deviation

\bar{x} = sample mean

The standard deviation could be evaluated from a small sample and then used to find the necessary sample size. The larger the sample, the surer one can be that their answers truly reflect the population.

In selecting a sample for the survey, care should be taken to choose a sample that is representative of the population. For example, if one is interested in surveying houses, they should ensure that their sample includes houses of all sizes and price range. If one chooses houses in affluent neighborhoods, they may not have the same fire load as houses in poorer areas.

Annex D Analyses of Structurally Significant Fires in Buildings with Selected Characteristics

This annex is not a part of the requirements of this NFPA document but is included for informational purposes only.

D.1 These analyses first provide estimates of the rate of fires (per year) relative to numbers of buildings and square feet of floor space, for each of eight property use groups.

Floor space survey data include only buildings with at least 1000 ft² (93 m²) and use property use groupings that may differ from those used for fire data. Details on inclusion and exclusion are provided where available.

Next in each section is the percentage of fires with extent of flame beyond, respectively, the room of origin and the floor of origin. The latter is more likely to be a structurally significant fire than the former. Many properties in every category are not high-rise and may be only one story tall.

Percentages are provided for all fires, for fires in buildings with sprinklers or other automatic extinguishing equipment, for fires in buildings with automatic detection equipment, and for seven types of construction, excluding only heavy timber, for which fires are few and mis-codings appear to be a high proportion of the total.

Four technical papers from Finland and one from Sweden dealing with the same technical issues have also been reviewed. Three papers limited themselves to derivations and model-building for mathematical methods of estimating useful parameters on these subjects. Two papers included actual data from Finland, one for 1996–1999 and one for 1996–2001. The following is a comparison of the categories used in those latter

two studies and the categories used in this analysis labeled U.S. in Table D.1.

In each section, Finnish data is provided and discussed.

The Finnish data include figures for industrial buildings (where there is no floor space data in the United States) and warehouses (where there is some floor space data from U.S. sources, but isolating the corresponding storage properties was deemed too speculative and sensitive for this analysis).

D.2 Religious Properties. Specific property use 130–139 includes churches, synagogues, mosques, religious education facilities, and funeral parlors. There is no Finnish data broken down to this level. For data on religious property fires, see Table D.2(a) and Table D.2(b).

D.3 Eating and Drinking Establishments. Specific property use 160–169 includes restaurants, cafeterias, nightclubs, and taverns. Floor space survey data are for food service establishments. There is no Finnish data broken down to this level. For data on eating and drinking establishments, see Table D.3(a) and Table D.3(b).

D.4 Other Public Assemblies. Specific property use 100–199 excluding 130–139 and 160–169 includes exhibition halls,

arenas, stadiums, ballrooms, gymnasiums, bowling alleys, ice and roller rinks, swimming facilities, city and country clubs, libraries, museums, court rooms, passenger terminals, and theaters. Floor space survey data are from a category called public assembly that excludes the separate categories of religious properties and food service facilities.

The Finnish data could exclude passenger terminals and could include religious properties and/or eating and drinking establishments. Their data on fires need to be converted from total fires for a multi-year period to average fires per year. Having done so, their rates of fires per million square feet were 0.35 for 1996–1999 and 0.52 for 1996–2001. However, one out of seven buildings had unknown square feet, so it is possible these figures should be reduced by one-seventh. Either way, they are lower than the figures related to other public assembly for the United States. If the three public assembly categories are combined, the U.S. figure for all public assembly would be 1.9, even higher than the Finnish figures. Their data on fires per thousand buildings showed 3.3 for 1996–2001 (no such data shown for 1996–1999). This is much lower than any comparable U.S. figures. For data on other public assemblies, see Table D.4(a) and Table D.4(b).

Table D.1 Comparison of Analyses of Structurally Significant Fires

Occupancy	U.S. Research	Finland Research
Public assembly	Analysis divided into religious properties, eating and drinking establishments, and other public assembly, including passenger terminals.	Analysis provided for “assembly buildings.” Passenger terminals may be in a second category, whose name includes the word “transport.”
Educational	Analysis provided for all educational properties.	Analysis provided for “educational buildings.”
Health care properties	Analysis provided for facilities that care for the sick. Facilities that care for the aged are grouped with lodging properties in floor space data.	Analysis provided for “buildings for institutional care”; these could include either or both parts of health care and/or prisons and jails, though the word “care” suggests only health care is included.
Stores	Analysis provided for all store and mercantile properties; floor space data may exclude some properties such as gasoline service stations.	Analysis provided for “commercial buildings.”
Offices	Analysis provided for office properties, including fire stations.	Analysis provided for “office buildings”; fire stations are included in a separate category called “transport and firefighting and rescue service buildings.”
Residential	Analysis provided for residential other than home plus facilities that care for the aged, because that is how floor space data is grouped.	Analysis provided for “residential buildings” and separately for “buildings for institutional care.”

Table D.2(a) Rate of Fires (per year) Relative to Numbers of Buildings and Square Feet of Floor Space for Religious Properties

Statistic	Rate
Fires per year (to the nearest hundred)	2,100
Thousands of buildings with at least 1000 square ft ²	342.6
Millions of square feet in buildings with at least 1000 ft ²	3,552
Fires per thousand buildings per year	6.0
Fires per million square feet per year	0.58

Table D.2(b) Percentage of Fires with Flame Spread Beyond Room of Origin and Estimated Number of Fires Used as Basis for Percentages

Type of Construction	No Sprinklers		Sprinklers Present	
	No Detectors	Detectors Present	No Detectors	Detectors Present
Fire resistive	22% 1,982	6% 558	0% 33	0% 93
Protected, noncombustible	16% 776	7% 338	7% 29	3% 76
Unprotected, noncombustible	23% 819	15% 239	0% 2	43% 14
Protected, ordinary	24% 3,739	12% 1,095	14% 29	0% 145
Unprotected, ordinary	29% 4,637	18% 1,215	22% 27	5% 80
Protected, wood frame	33% 3,223	17% 885	6% 31	3% 60
Unprotected, wood frame	39% 5,290	20% 918	8% 26	18% 39

Sources: NFPA analysis of NFIRS; NFPA survey; Energy Information Administration Commercial Buildings Energy Consumption Surveys, building characteristics tables.

Note: These are 1989–1998 fires reported to U.S. municipal fire departments and so exclude fires reported only to federal or state agencies or industrial fire brigades. These years are used because they are the latest for the type of construction that is included in the coded elements. All estimates are based on at least 200 reported fires (raw, not projected estimates) in the 10 years with the indicated data known. Buildings and floor space are estimated from 1992, 1995, and 1999 surveys, using linear interpolation and extrapolation for years before or between the three years when surveys were taken, resulting in a final formula of $\{(7 \times 1992 \text{ estimate}) + [1.5 \times (1995 \text{ estimate} + 1999 \text{ estimate})]\} / 10$.

Table D.3(a) Rate of Fires (per year) Relative to Numbers of Buildings and Square Feet of Floor Space for Eating and Drinking Establishments

Statistic	Rate
Fires per year (to the nearest hundred)	11,400
Thousands of buildings with at least 1000 ft ²	277.1
Millions of square feet in buildings with at least 1000 ft ²	1,524
Fires per thousand buildings per year	41.2
Fires per million square feet per year	7.5

Table D.3(b) Percentage of Fires with Flame Spread Beyond Room of Origin and Estimated Number of Fires Used as Basis for Percentages

Type of Construction	No Sprinklers		Sprinklers Present	
	No Detectors	Detectors Present	No Detectors	Detectors Present
Fire resistive	16% 8,566	10% 2,090	5% 1,879	3% 2,893
Protected, noncombustible	16% 4,690	6% 1,482	4% 1,446	4% 2,003
Unprotected noncombustible	20% 4,991	10% 1,193	8% 896	5% 836
Protected, ordinary	19% 19,096	11% 5,034	6% 3,837	4% 4,623
Unprotected, ordinary	24% 24,670	14% 5,325	8% 2,917	5% 2,469
Protected, wood frame	22% 13,513	12% 3,499	8% 2,180	5% 2,210
Unprotected, wood frame	29% 23,985	19% 3,901	11% 1,902	7% 1,303

Sources: NFPA analysis of NFIRS; NFPA survey; Energy Information Administration Commercial Buildings Energy Consumption Surveys, building characteristics tables.

Note: These are 1989–1998 fires reported to U.S. municipal fire departments and so exclude fires reported only to federal or state agencies or industrial fire brigades. These years are used because they are the latest for the type of construction that is included in the coded elements. All estimates are based on at least 200 reported fires (raw, not projected estimates) in the 10 years with the indicated data known. Buildings and floor space are estimated from 1992, 1995, and 1999 surveys, using linear interpolation and extrapolation for years before or between the three years when surveys were taken, resulting in a final formula of $\{(7 \times 1992 \text{ estimate}) + [1.5 \times (1995 \text{ estimate} + 1999 \text{ estimate})]\} / 10$.

Table D.4(a) Rates of Fires (per year) Relative Numbers of Buildings and Square Feet of Floor Space for Other Public Assemblies

Statistic	Rate
Fires per year	4,200
Thousands of buildings with at least 1000 ft ²	289.3
Millions of square feet in buildings with at least 1000 ft ²	4,440
Fires per thousand buildings per year	14.5
Fires per million square feet per year	0.94

Table D.4(b) Percentage of Fires with Flame Spread Beyond Room of Origin and Estimated Number of Fires Used as Basis for Percentages

Type of Construction	No Sprinklers		Sprinklers Present	
	No Detectors	Detectors Present	No Detectors	Detectors Present
Fire resistive	13% 5,087	5% 1,757	4% 675	2% 2,163
Protected, noncombustible	16% 2,168	6% 815	3% 419	5% 1,077
Unprotected, noncombustible	20% 2,869	13% 727	4% 306	6% 343
Protected, ordinary	21% 5,593	11% 1,557	4% 580	3% 1,231
Unprotected, ordinary	31% 8,295	15% 1,604	5% 416	3% 511
Protected, wood frame	33% 3,248	18% 853	12% 316	5% 356
Unprotected, wood frame	43% 10,823	22% 1,282	10% 236	8% 250

Sources: NFPA analysis of NFIRS; NFPA survey; Energy Information Administration Commercial Buildings Energy Consumption Surveys, building characteristics tables.

Note: These are 1989–1998 fires reported to U.S. municipal fire departments and so exclude fires reported only to Federal or state agencies or industrial fire brigades. These years are used because they are the latest for the type of construction that is included in the coded elements. All estimates are based on at least 200 reported fires (raw, not projected estimates) in the 10 years with the indicated data known. Buildings and floor space are estimated from 1992, 1995, and 1999 surveys, using linear interpolation and extrapolation for years before or between the three years when surveys were taken, resulting in a final formula of $\{(7 \times 1992 \text{ estimate}) + [1.5 \times (1995 \text{ estimate} + 1999 \text{ estimate})]\}/10$.

D.5 Educational. Specific property use 200–299 includes grades K–12 and college classrooms but does not include dorms or other properties common to educational complexes.

The Finnish data on fires need to be converted from total fires for a multi-year period to average fires per year. Having done so, their rates of fires per million square feet were 0.18 for 1996–1999 and 0.28 for 1996–2001. However, one out of 20 buildings had unknown square feet, so it is possible these figures should be reduced by 5 percent. Either way, they are lower than the figures related to other educational properties for the United States. Their data on fires per thousand buildings showed 5.2 for 1996–2001 (no such data shown for 1996–

1999). This is much lower than any comparable U.S. figures. For data on educational property use, see Table D.5(a) and Table D.5(b).

D.6 Facilities That Care for the Sick. Specific property use 330–339 includes hospitals and clinics. Floor space survey data include inpatient and outpatient facilities; nursing homes are included with lodging.

None of the Finnish categories seem to correspond well to this U.S. category. For data on facilities that care for the sick, see Table D.6(a) and Table D.6(b).

Table D.5(a) Rate of Fires (per year) Relative to Numbers of Buildings and Square Feet of Floor Space for Educational Complexes

Statistic	Rate
Fires per year	7,700
Thousands of buildings with at least 1000 ft ²	306.1
Millions of square feet in buildings with at least 1000 ft ²	8,388
Fires per thousand buildings per year	25.0
Fires per million square feet per year	0.91

Table D.5(b) Percentage of Fires with Flame Spread Beyond Room of Origin and Estimated Number of Fires Used as Basis for Percentages

Type of Construction	No Sprinklers		Sprinklers Present	
	No Detectors	Detectors Present	No Detectors	Detectors Present
Fire resistive	7% 12,140	3% 9,878	4% 1,017	2% 4,293
Protected, noncombustible	7% 5,544	4% 4,753	2% 689	3% 2,826
Unprotected, noncombustible	9% 4,040	4% 3,071	1% 251	2% 652
Protected, ordinary	8% 8,215	4% 6,025	5% 737	3% 2,786
Unprotected, ordinary	16% 6,169	8% 3,962	4% 308	5% 858
Protected, wood frame	18% 2,794	7% 1,595	5% 263	2% 647
Unprotected, wood frame	30% 5,108	13% 1,692	11% 179	3% 313

Sources: NFPA analysis of NFIRS; NFPA survey; Energy Information Administration Commercial Buildings Energy Consumption Surveys, building characteristics tables.

Note: These are 1989–1998 fires reported to U.S. municipal fire departments and so exclude fires reported only to federal or state agencies or industrial fire brigades. These years are used because they are the latest for the type of construction that is included in the coded elements. All estimates are based on at least 200 reported fires (raw, not projected estimates) in the 10 years with the indicated data known. Buildings and floor space are estimated from 1992, 1995, and 1999 surveys, using linear interpolation and extrapolation for years before or between the three years when surveys were taken, resulting in a final formula of $\{(7 \times 1992 \text{ estimate}) + [1.5 \times (1995 \text{ estimate} + 1999 \text{ estimate})]\} / 10$.

Table D.6(a) Rate of Fires (per year) Relative to Numbers of Buildings and Square Feet of Floor Space for Facilities that Care for the Sick

Statistics	Rate
Fires per year	3,000
Thousands of buildings with at least 1000 ft ²	78.9
Millions of square feet in buildings with at least 1000 ft ²	2,022
Fires per thousand buildings per year	37.8
Fires per million square feet per year	1.48

Table D.6(b) Percentage of Fires with Flame Spread Beyond Room of Origin and Estimated Number of Fires Used as Basis for Percentages

Type of Construction	No Sprinklers		Sprinklers Present	
	No Detectors	Detectors Present	No Detectors	Detectors Present
Fire resistive	3% 3,894	2% 7,660	2% 934	1% 13,624
Protected, noncombustible	3% 1,198	2% 2,157	2% 363	1% 5,704
Unprotected, noncombustible	8% 279	4% 448	0% 38	1% 590
Protected, ordinary	10% 952	3% 1,554	3% 325	2% 3,777
Unprotected, ordinary	17% 586	5% 594	0% 74	1% 659
Protected, wood frame	19% 236	7% 299	35% 23	2% 464
Unprotected, wood frame	14% 519	14% 306	0% 26	1% 223

Sources: NFPA analysis of NFIRS; NFPA survey; Energy Information Administration Commercial Buildings Energy Consumption Surveys, building characteristics tables.

Note: These are 1989–1998 fires reported to U.S. municipal fire departments and so exclude fires reported only to federal or state agencies or industrial fire brigades. These years are used because they are the latest for the type of construction that is included in the coded elements. All estimates are based on at least 200 reported fires (raw, not projected estimates) in the 10 years with the indicated data known. Buildings and floor space are estimated from 1992, 1995, and 1999 surveys, using linear interpolation and extrapolation for years before or between the three years when surveys were taken, resulting in a final formula of $\{(7 \times 1992 \text{ estimate}) + [1.5 \times (1995 \text{ estimate} + 1999 \text{ estimate})]\} / 10$.

D.7 Stores/Mercantile. Specific property use 500–589 includes department stores and other multi-line stores; facilities offering sales of food, beverages, textiles, clothing, specialty items, and household goods; and facilities offering repairs and personal or professional services. Gas stations and motor vehicle repair and paint shops are also included. Floor space survey data include food sales, mercantile (in or out of malls), and service.

The Finnish data on commercial building fires need to be converted from total fires for a multi-year period to average fires per year. Having done so, their rates of fires per million square feet were 0.44 for 1996–1999 and 0.61 for 1996–2001. However, one out of five commercial buildings had unknown square feet, so it is possible these figures should be reduced by 19 percent. Either way, they are far lower than the figures related to mercantile/store properties for the United States. Their data on fires per thousand buildings showed 3.2 for 1996–2001 (no such data shown for 1996–1999). This is much lower than comparable U.S. figures. For data on stores/mercantile property use, see Table D.7(a) and Table D.7(b).

D.8 Offices. Specific property use 590–599 includes general office buildings, bank buildings, fire stations, and medical, engineering, or other professional offices.

The Finnish data on office fires need to be converted from total fires for a multi-year period to average fires per year. Having done so, their rates of fires per million square feet were 0.20 for 1996–1999 and 0.23 for 1996–2001. However, one out

of 14 office buildings had unknown square feet, so it is possible these figures should be reduced by 7 percent. Either way, they are lower than the figures related to office properties for the United States. Their data on fires per thousand buildings showed 3.8 for 1996–2001 (no such data shown for 1996–1999). This is much lower than comparable U.S. figures. For data on office property use, see Table D.8(a) and Table D.8(b).

D.9 Places Where People Sleep Other Than Homes. Specific property use 310–319 includes nursing homes and other facilities that care for the aged. Specific property use 430–489 includes hotels and motels, dormitories and barracks, boarding homes, and home hotels. Board and care homes may be included in some part of this coding group. Floor space survey data are labeled as lodging but are known to include nursing homes.

With more than a million buildings reported, the Finnish data seems clearly to include homes (dwellings and apartments), and so would not be expected to be comparable to the U.S. data. In fact, the 0.44 fires per million square feet (whether institutional buildings are included or not) in Finland is lower than its U.S. counterpart by a larger ratio than is true for any other property class studied. Fires per thousand buildings in Finland are 1.4–1.5 (depending on whether institutional buildings are included), and this is much lower than the U.S. figures for residential other than home plus facilities that care for the aged. For data on places where people sleep other than homes, see Table D.9(a) and Table D.9(b).

Table D.7(a) Rate of Fires (per year) Relative to Numbers of Buildings and Square Feet of Floor Space for Stores/Mercantile

Statistics	Rate
Fires per year	19,900
Thousands of buildings with at least 1000 ft ²	1,393.2
Millions of square feet in buildings with at least 1000 ft ²	13,434
Fires per thousand buildings per year	14.3
Fires per million square feet per year	1.48

Table D.7(b) Percentage of Fires with Flame Spread Beyond Room of Origin and Estimated Number of Fires Used as Basis for Percentages

Type of Construction	No Sprinklers		Sprinklers Present	
	No Detectors	Detectors Present	No Detectors	Detectors Present
Fire resistive	18% 20,579	13% 2,901	5% 4,074	4% 5,157
Protected, noncombustible	17% 10,729	10% 1,886	3% 3,831	3% 4,496
Unprotected, noncombustible	25% 21,172	16% 2,829	5% 3,326	5% 2,557
Protected, ordinary	24% 33,577	16% 5,038	7% 4,623	5% 4,730
Unprotected, ordinary	31% 51,512	21% 6,230	9% 3,102	9% 2,100
Protected, wood frame	30% 17,184	19% 2,627	10% 946	11% 782
Unprotected, wood frame	41% 42,371	28% 3,531	20% 825	6% 469

Sources: NFPA analysis of NFIRS; NFPA survey; Energy Information Administration Commercial Buildings Energy Consumption Surveys, building characteristics tables.

Note: These are 1989–1998 fires reported to U.S. municipal fire departments and so exclude fires reported only to federal or state agencies or industrial fire brigades. These years are used because they are the latest for the type of construction that is included in the coded elements. All estimates are based on at least 200 reported fires (raw, not projected estimates) in the 10 years with the indicated data known. Buildings and floor space are estimated from 1992, 1995, and 1999 surveys, using linear interpolation and extrapolation for years before or between the three years when surveys were taken, resulting in a final formula of $\{(7 \times 1992 \text{ estimate}) + [1.5 \times (1995 \text{ estimate} + 1999 \text{ estimate})]\}/10$.

Table D.8(a) Rate of Fires (per year) Relative to Numbers of Buildings and Square Feet of Floor Space for Offices

Statistic	Rate
Fires per year	6,500
Thousands of buildings with at least 1000 ft ²	740.9
Millions of square feet in buildings with at least 1000 ft ²	12,002
Fires per thousand buildings per year	8.8
Fires per million square feet per year	0.54

Table D.8(b) Percentage of Fires with Flame Spread Beyond Room of Origin and Estimated Number of Fires Used as Basis for Percentages

Type of Construction	No Sprinklers		Sprinklers Present	
	No Detectors	Detectors Present	No Detectors	Detectors Present
Fire resistive	13% 7,032	7% 3,876	4% 1,010	3% 4,501
Protected, noncombustible	15% 3,218	6% 2,106	5% 741	3% 2,715
Unprotected, noncombustible	19% 3,285	10% 1,234	7% 292	5% 620
Protected, ordinary	21% 8,040	10% 2,983	3% 685	4% 1,780
Unprotected, ordinary	30% 9,399	17% 2,819	11% 434	7% 609
Protected, wood frame	30% 5,380	18% 1,681	13% 181	8% 339
Unprotected, wood frame	37% 8,762	20% 1,924	12% 174	7% 196

Sources: NFPA analysis of NFIRS; NFPA survey; Energy Information Administration Commercial Buildings Energy Consumption Surveys, building characteristics tables.

Note: These are 1989–1998 fires reported to U.S. municipal fire departments and so exclude fires reported only to federal or state agencies or industrial fire brigades. These years are used because they are the latest for the type of construction that is included in the coded elements. All estimates are based on at least 200 reported fires (raw, not projected estimates) in the 10 years with the indicated data known. Buildings and floor space are estimated from 1992, 1995, and 1999 surveys, using linear interpolation and extrapolation for years before or between the three years when surveys were taken, resulting in a final formula of $\{(7 \times 1992 \text{ estimate}) + [1.5 \times (1995 \text{ estimate} + 1999 \text{ estimate})]\} / 10$.

Table D.9(a) Rate of Fires (per year) Relative to Numbers of Buildings and Square Feet of Floor Space for Places Where People Sleep Other Than Homes

Statistics	Rate
Fires per year	13,000
Thousands of buildings with at least 1000 ft ²	154.5
Millions of square feet in buildings with at least 1000 ft ²	3,245
Fires per thousand buildings per year	84.4
Fires per million square feet per year	4.02

Table D.9(b) Percentage of Fires with Flame Spread Beyond Room of Origin and Estimated Number of Fires Used as Basis for Percentages

Type of Construction	No Sprinklers		Sprinklers Present	
	No Detectors	Detectors Present	No Detectors	Detectors Present
Fire resistive	9% 6,980	4% 14,776	4% 1,729	2% 14,646
Protected, noncombustible	11% 2,564	4% 6,154	5% 824	2% 8,988
Unprotected, noncombustible	13% 1,474	5% 2,792	3% 166	3% 1,414
Protected, ordinary	16% 8,600	9% 12,605	4% 1,210	2% 11,558
Unprotected, ordinary	23% 7,685	12% 9,016	5% 383	3% 3,149
Protected, wood frame	21% 6,371	13% 9,457	3% 614	3% 5,833
Unprotected, wood frame	32% 11,155	18% 10,532	9% 369	3% 2,627

Sources: NFPA analysis of NFIRS; NFPA survey; Energy Information Administration Commercial Buildings Energy Consumption Surveys, building characteristics tables.

Note: These are 1989–1998 fires reported to U.S. municipal fire departments and so exclude fires reported only to federal or state agencies or industrial fire brigades. These years are used because they are the latest for the type of construction that is included in the coded elements. All estimates are based on at least 200 reported fires (raw, not projected estimates) in the 10 years with the indicated data known. Buildings and floor space are estimated from 1992, 1995, and 1999 surveys, using linear interpolation and extrapolation for years before or between the three years when surveys were taken, resulting in a final formula of $\{(7 \times 1992 \text{ estimate}) + [1.5 \times (1995 \text{ estimate} + 1999 \text{ estimate})]\}/10$.

Annex E Informational References

E.1 Referenced Publications. The documents or portions thereof listed in this annex are referenced within the informational sections of this standard and are not part of the requirements of this document unless also listed in Chapter 2 for other reasons.

E.1.1 NFPA Publications. National Fire Protection Association, 1 Batterymarch Park, Quincy, MA 02169-7471.

NFPA 70®, *National Electrical Code*®, 2023 edition.

NFPA 90A, *Standard for the Installation of Air-Conditioning and Ventilating Systems*, 2021 edition.

NFPA 101®, *Life Safety Code*®, 2021 edition.

NFPA 220, *Standard on Types of Building Construction*, 2021 edition.

NFPA 259, *Standard Test Method for Potential Heat of Building Materials*, 2018 edition.

NFPA 262, *Standard Method of Test for Flame Travel and Smoke of Wires and Cables for Use in Air-Handling Spaces*, 2019 edition.

NFPA 400, *Hazardous Materials Code*, 2022 edition.

E.1.2 Other Publications.

E.1.2.1 ASCE Publications. American Society of Civil Engineers, 1801 Alexander Bell Drive, Reston, VA 20191-4400.

ASCE/SEI 7-16, *Minimum Design Loads and Associated Criteria for Buildings and Other Structures*, 2017.

E.1.2.2 ASTM Publications. ASTM International, 100 Barr Harbor Drive, P.O. Box C700, West Conshohocken, PA 19428-2959.

ASTM E84, *Test Method for Surface Burning Characteristics of Building Materials*, 2021a.

ASTM E1537, *Test Method for Fire Testing of Upholstered Furniture*, 2016.

ASTM E1590, *Test Method for Fire Testing of Mattresses*, 2017.

ASTM E2768, *Test Method for Extended Duration Surface Burning Characteristics of Building Materials (30 min Tunnel Test)*, 2011 (2018).

E.1.2.3 SFPE Publications. Society of Fire Protection Engineers, 9711 Washingtonian Blvd., Suite 380, Gaithersburg, MD 20878.

SFPE S.01, *Engineering Standard on Calculating Fire Exposures to Structures*, 2011.

SFPE S.02, *Engineering Standard on Calculation Methods to Predict the Thermal Performance of Structural and Fire Resistive Assemblies*, 2015.

Tewarson, A., “Generation of Heat and Gaseous, Liquid, and Solid Products in Fires,” *SFPE Handbook of Fire Protection Engineering*, 5th Edition, 2016.

E.1.2.4 UL Publications. Underwriters Laboratories Inc., 333 Pfingsten Road, Northbrook, IL 60062–2096.

UL 723, *Test Method for Surface Burning Characteristics of Building Materials*, 2018.

UL 1666, *Test for Flame Propagation Height of Electrical and Optical-Fiber Cables Installed Vertically in Shafts*, 2007, revised 2021.

UL 1820, *Fire Test of Pneumatic Tubing for Flame and Smoke Characteristics*, 2004, revised 2021.

UL 1887, *Fire Test of Plastic Sprinkler Pipe for Visible Flame and Smoke Characteristics*, 2004, revised 2021.

UL 2024, *Cable Routing Assemblies and Communications Raceways*, 2014, revised 2015.

UL 2043, *Fire Test for Heat and Visible Smoke Release for Discrete Products and their Accessories Installed in Air-Handling Spaces*, 2013, revised 2018.

E.1.2.5 USFA Publications. US Fire Administration, 16825 South Seton Avenue, Emmitsburg, MD 21727.

National Fire Incident Reporting System, <https://www.usfa.fema.gov/nfirs/documentation/>

E.1.2.6 Other Publications.

Baldwin, R., et al., “Survey of Fire Loads in Modern Office Buildings – Some Preliminary Results,” BRS, 1970.

“Building Materials and Structures — Fire Resistance Classifications of Building Constructions,” Report of Subcommittee on Fire Resistance Classifications of the Central Housing Committee on Research, Design and Construction, Report BMS 92, National Bureau of Standards, Washington, 1942 (contains same data as the Ingberg paper, also listed in this section).

Caro, T., and J. Milke, “A Survey of Fuel Loads in Contemporary Office Buildings,” *NIST Report GCR-96-697*, NIST, Gaithersburg, MD, 1996.

Culver, C., and J. Kushner, “Program for Survey of Fire Loads and Live Loads in Office Buildings,” *NBS Technical Note 858*, National Bureau of Standards, Gaithersburg, MD, 1975.

Culver, C. G., “Survey results for fire loads and live loads in office buildings,” *Building Science Series No. 85*, National Bureau of Standards, Gaithersburg, MD, 1976.

Elhami-Khorasani, N., et al. “Digitized Fuel Load Survey Methodology Using Machine Vision”, University at Buffalo, The State University of New York Buffalo, NY, USA Thomas Gernay Johns Hopkins Whiting School of Engineering Baltimore, MD, USA December 2019.

Green, M., “A Survey of Fire Loads in Hackney Hospital,” *Fire Technology*, February, 1977, pp. 42–52.

Ingberg, S., et al., “Combustible Contents in Buildings,” NBS, 1957.

Korpela, K., and O. Keski-Rahkonen, “Fire Loads in Office Buildings,” Proceedings — 3rd International Conference on Performance-Based Codes and Fire Safety Design Methods, Society of Fire Protection Engineers, Bethesda, MD, 2000.

Kumar, S., and C. V. S. K. Rao, “Fire Loads in Office Buildings,” *ASCE Journal of Structural Engineering*, 123(3), March, 1997, pp. 365–368.

Lee, B., and J. Parker, “Fire Buildup in Shipboard Compartments — Characterization of Some Vulnerable Spaces and the Status of Prediction Analysis,” NBSIR 79-1714, National Bureau of Standards, Gaithersburg, MD, 1979 (data from this survey were not used because they were based on shipboard compartments).

McDonald Barnett Partners, “Pilot Fire Load Survey,” Project #3580 CRB, Auckland, NZ, 1984.

Thauvoye, C., B. Zhao, J. Klein, and M. Fontana, “Fire Load Survey and Statistical Analysis,” *Fire Safety Science*, 9, 2008.

E.2 Informational References. (Reserved)

E.3 References for Extracts in Informational Sections.

NFPA 101®, *Life Safety Code*®, 2021 edition.

NFPA 555, *Guide on Methods for Evaluating Potential for Room Flashover*, 2017 edition.

Index

Copyright © 2022 National Fire Protection Association. All Rights Reserved.

The copyright in this index is separate and distinct from the copyright in the document that it indexes. The licensing provisions set forth for the document are not applicable to this index. This index may not be reproduced in whole or in part by any means without the express written permission of NFPA.

-A-

Administration, Chap. 1

- Application, 1.3
- Approved Qualifications, 1.6
- Equivalency, 1.4
- Purpose, 1.2
- Scope, 1.1, A.1.1
- Units and Formulas, 1.5

Alteration

- Definition, 3.3.1

Analyses of Structurally Significant Fires in Buildings with Selected Characteristics, Annex D

- Eating and Drinking Establishments, D.3
- Educational, D.5
- Facilities That Care for the Sick, D.6
- Offices, D.8
- Other Public Assemblies, D.4
- Places Where People Sleep Other Than Homes, D.9
- Religious Properties, D.2
- Stores/Mercantile, D.7

Approved

- Definition, 3.2.1, A.3.2.1

Authority Having Jurisdiction (AHJ)

- Definition, 3.2.2, A.3.2.2

-C-

Change of Use

- Definition, 3.3.2

Contents and Furnishings

- Definition, 3.3.3

-D-

Definitions, Chap. 3

Design Fundamentals, Chap. 4

- Combustibility of Materials, 4.6
 - Limited-Combustible Material, 4.6.2
 - Noncombustible Material, 4.6.1, A.4.6.1
- Effectiveness of Fire Protection Features, 4.5
 - Explanation of Statistics Used, 4.5.2
- Fire Load, 4.2
- Frequency of Fire Initiations, 4.4
- Methodology, 4.1, A.4.1
- Statistical Distribution of Fire Load, 4.3

Design-Basis Fire

- Definition, 3.3.4

Development of Fire Loads, Chap. 5

- Application of the Frequencies of Structurally Significant Fires to Occupancies, 5.7, A.5.7
 - Eating and Drinking Establishments, 5.7.3, A.5.7.3
 - Educational, 5.7.5, A.5.7.5

Facilities That Care for the Sick, 5.7.6, A.5.7.6

Office/Business Occupancies, 5.7.1, A.5.7.1

Other Public Assembly, 5.7.4, A.5.7.4

Places Where People Sleep Other Than Homes, 5.7.8, A.5.7.8

Religious Properties, 5.7.2, A.5.7.2

Stores/Mercantile Buildings, 5.7.7, A.5.7.7

Approvals and Limitations, 5.6

Defining the Compartment, 5.2

Distributed Fire Loads, 5.3

Frequency of Structurally Significant Fires, 5.5

Methodology, 5.5.1

Localized Fire Loads, 5.4

Types of Fire Loads, 5.1

Documentation, Inspection, and Maintenance, Chap. 8

Change in Occupancy, 8.2

Documented Fire Load, 8.1

Formal Review, 8.4

Repairs, 8.3

-E-

Explanatory Material, Annex A

-F-

Fire Load

Contents Fire Load

Definition, 3.3.5.1, A.3.3.5.1

Definition, 3.3.5

Distributed Fire Load

Definition, 3.3.5.2

Fixed Fire Load

Definition, 3.3.5.3, A.3.3.5.3

Localized Fire Load

Definition, 3.3.5.4, A.3.3.5.4

Fire Load Density

Definition, 3.3.6, A.3.3.6

Fuel Load

Definition, 3.3.7

-G-

Guidance for Fuel or Fire Load Surveys (Special Facility and Occupancy Based), Annex C

General, C.1

Survey Form, C.2

Survey Process, C.3

Survey Results and Analysis, C.4

-I-

Informational References, Annex E

Interior Finish

Definition, 3.3.8, A.3.3.8

-M-**Material**

- Definition, 3.3.9
- Limited-Combustible Material
 - Definition, 3.3.9.1
- Noncombustible Material
 - Definition, 3.3.9.2

Modification

- Definition, 3.3.10, A.3.3.10

-O-**Occupancy**

- Definition, 3.3.11

Occupancy-Based Fire Load Density, Chap. 6

- Design Fire Load Density, 6.2
 - Design Fire Load Density Calculation, 6.2.3, A.6.2.3
- Fire Load Density, 6.1, A.6.1
 - Contents Fire Load Density, 6.1.3, A.6.1.3
 - Fixed Fire Load Density, 6.1.4

-R-**Referenced Publications, Chap. 2****Renovation**

- Definition, 3.3.12

Repair

- Definition, 3.3.13

-S-**Shall**

- Definition, 3.2.3

Should

- Definition, 3.2.4

Standard

- Definition, 3.2.5

Structurally Significant Fire

- Definition, 3.3.14

Summary of Occupancy Based Fuel and Fire Load Survey Data, Annex B**Survey Method-Based Fire Load Density, Chap. 7**

- Fire Load, 7.2
- Fire Load Density, 7.1
- Heats of Combustion, 7.3, A.7.3
- Methodology and Limitations, 7.4
 - Sample Size Determination, 7.4.2, A.7.4.2



Sequence of Events for the Standards Development Process

Once the current edition is published, a Standard is opened for Public Input.

Step 1 – Input Stage

- Input accepted from the public or other committees for consideration to develop the First Draft
- Technical Committee holds First Draft Meeting to revise Standard (23 weeks); Technical Committee(s) with Correlating Committee (10 weeks)
- Technical Committee ballots on First Draft (12 weeks); Technical Committee(s) with Correlating Committee (11 weeks)
- Correlating Committee First Draft Meeting (9 weeks)
- Correlating Committee ballots on First Draft (5 weeks)
- First Draft Report posted on the document information page

Step 2 – Comment Stage

- Public Comments accepted on First Draft (10 weeks) following posting of First Draft Report
- If Standard does not receive Public Comments and the Technical Committee chooses not to hold a Second Draft meeting, the Standard becomes a Consent Standard and is sent directly to the Standards Council for issuance (see Step 4) or
- Technical Committee holds Second Draft Meeting (21 weeks); Technical Committee(s) with Correlating Committee (7 weeks)
- Technical Committee ballots on Second Draft (11 weeks); Technical Committee(s) with Correlating Committee (10 weeks)
- Correlating Committee Second Draft Meeting (9 weeks)
- Correlating Committee ballots on Second Draft (8 weeks)
- Second Draft Report posted on the document information page

Step 3 – NFPA Technical Meeting

- Notice of Intent to Make a Motion (NITMAM) accepted (5 weeks) following the posting of Second Draft Report
- NITMAMs are reviewed and valid motions are certified by the Motions Committee for presentation at the NFPA Technical Meeting
- NFPA membership meets each June at the NFPA Technical Meeting to act on Standards with “Certified Amending Motions” (certified NITMAMs)
- Committee(s) vote on any successful amendments to the Technical Committee Reports made by the NFPA membership at the NFPA Technical Meeting

Step 4 – Council Appeals and Issuance of Standard

- Notification of intent to file an appeal to the Standards Council on Technical Meeting action must be filed within 20 days of the NFPA Technical Meeting
- Standards Council decides, based on all evidence, whether to issue the standard or to take other action

Notes:

1. Time periods are approximate; refer to published schedules for actual dates.
2. Annual revision cycle documents with certified amending motions take approximately 101 weeks to complete.
3. Fall revision cycle documents receiving certified amending motions take approximately 141 weeks to complete.

Committee Membership Classifications^{1,2,3,4}

The following classifications apply to Committee members and represent their principal interest in the activity of the Committee.

1. M *Manufacturer*: A representative of a maker or marketer of a product, assembly, or system, or portion thereof, that is affected by the standard.
2. U *User*: A representative of an entity that is subject to the provisions of the standard or that voluntarily uses the standard.
3. IM *Installer/Maintainer*: A representative of an entity that is in the business of installing or maintaining a product, assembly, or system affected by the standard.
4. L *Labor*: A labor representative or employee concerned with safety in the workplace.
5. RT *Applied Research/Testing Laboratory*: A representative of an independent testing laboratory or independent applied research organization that promulgates and/or enforces standards.
6. E *Enforcing Authority*: A representative of an agency or an organization that promulgates and/or enforces standards.
7. I *Insurance*: A representative of an insurance company, broker, agent, bureau, or inspection agency.
8. C *Consumer*: A person who is or represents the ultimate purchaser of a product, system, or service affected by the standard, but who is not included in (2).
9. SE *Special Expert*: A person not representing (1) through (8) and who has special expertise in the scope of the standard or portion thereof.

NOTE 1: “Standard” connotes code, standard, recommended practice, or guide.

NOTE 2: A representative includes an employee.

NOTE 3: While these classifications will be used by the Standards Council to achieve a balance for Technical Committees, the Standards Council may determine that new classifications of member or unique interests need representation in order to foster the best possible Committee deliberations on any project. In this connection, the Standards Council may make such appointments as it deems appropriate in the public interest, such as the classification of “Utilities” in the National Electrical Code Committee.

NOTE 4: Representatives of subsidiaries of any group are generally considered to have the same classification as the parent organization.

Submitting Public Input / Public Comment Through the Online Submission System

Following publication of the current edition of an NFPA standard, the development of the next edition begins and the standard is open for Public Input.

Submit a Public Input

NFPA accepts Public Input on documents through our online submission system at www.nfpa.org. To use the online submission system:








- Choose a document from the List of NFPA codes & standards or filter by Development Stage for “codes accepting public input.”
- Once you are on the document page, select the “Next Edition” tab.
- Choose the link “The next edition of this standard is now open for Public Input.” You will be asked to sign in or create a free online account with NFPA before using this system.
- Follow the online instructions to submit your Public Input (see www.nfpa.org/publicinput for detailed instructions).
- Once a Public Input is saved or submitted in the system, it can be located on the “My Profile” page by selecting the “My Public Inputs/Comments/NITMAMs” section.

Submit a Public Comment

Once the First Draft Report becomes available there is a Public Comment period. Any objections or further related changes to the content of the First Draft must be submitted at the Comment Stage. To submit a Public Comment follow the same steps as previously explained for the submission of Public Input.

Other Resources Available on the Document Information Pages

Header: View document title and scope, access to our codes and standards or NFPA subscription, and sign up to receive email alerts.

 Current & Prior Editions	Research current and previous edition information.
 Next Edition	Follow the committee's progress in the processing of a standard in its next revision cycle.
 Technical Committee	View current committee rosters or apply to a committee.
 Ask a Technical Question	For members, officials, and AHJs to submit standards questions to NFPA staff. Our Technical Questions Service provides a convenient way to receive timely and consistent technical assistance when you need to know more about NFPA standards relevant to your work.
 News	Provides links to available articles and research and statistical reports related to our standards.
 Purchase Products & Training	Discover and purchase the latest products and training.
 Related Products	View related publications, training, and other resources available for purchase.

Information on the NFPA Standards Development Process

I. Applicable Regulations. The primary rules governing the processing of NFPA standards (codes, standards, recommended practices, and guides) are the *NFPA Regulations Governing the Development of NFPA Standards (Regs)*. Other applicable rules include *NFPA Bylaws*, *NFPA Technical Meeting Convention Rules*, *NFPA Guide for the Conduct of Participants in the NFPA Standards Development Process*, and the *NFPA Regulations Governing Petitions to the Board of Directors from Decisions of the Standards Council*. Most of these rules and regulations are contained in the *NFPA Standards Directory*. For copies of the *Directory*, contact Codes and Standards Administration at NFPA headquarters; all these documents are also available on the NFPA website at “www.nfpa.org/regs.”

The following is general information on the NFPA process. All participants, however, should refer to the actual rules and regulations for a full understanding of this process and for the criteria that govern participation.

II. Technical Committee Report. The Technical Committee Report is defined as “the Report of the responsible Committee(s), in accordance with the Regulations, in preparation of a new or revised NFPA Standard.” The Technical Committee Report is in two parts and consists of the First Draft Report and the Second Draft Report. (See *Regs* at Section 1.4.)

III. Step 1: First Draft Report. The First Draft Report is defined as “Part one of the Technical Committee Report, which documents the Input Stage.” The First Draft Report consists of the First Draft, Public Input, Committee Input, Committee and Correlating Committee Statements, Correlating Notes, and Ballot Statements. (See *Regs* at 4.2.5.2 and Section 4.3.) Any objection to an action in the First Draft Report must be raised through the filing of an appropriate Comment for consideration in the Second Draft Report or the objection will be considered resolved. [See *Regs* at 4.3.1(b).]

IV. Step 2: Second Draft Report. The Second Draft Report is defined as “Part two of the Technical Committee Report, which documents the Comment Stage.” The Second Draft Report consists of the Second Draft, Public Comments with corresponding Committee Actions and Committee Statements, Correlating Notes and their respective Committee Statements, Committee Comments, Correlating Revisions, and Ballot Statements. (See *Regs* at 4.2.5.2 and Section 4.4.) The First Draft Report and the Second Draft Report together constitute the Technical Committee Report. Any outstanding objection following the Second Draft Report must be raised through an appropriate Amending Motion at the NFPA Technical Meeting or the objection will be considered resolved. [See *Regs* at 4.4.1(b).]

V. Step 3a: Action at NFPA Technical Meeting. Following the publication of the Second Draft Report, there is a period during which those wishing to make proper Amending Motions on the Technical Committee Reports must signal their intention by submitting a Notice of Intent to Make a Motion (NITMAM). (See *Regs* at 4.5.2.) Standards that receive notice of proper Amending Motions (Certified Amending Motions) will be presented for action at the annual June NFPA Technical Meeting. At the meeting, the NFPA membership can consider and act on these Certified Amending Motions as well as Follow-up Amending Motions, that is, motions that become necessary as a result of a previous successful Amending Motion. (See 4.5.3.2 through 4.5.3.6 and Table 1, Columns 1-3 of *Regs* for a summary of the available Amending Motions and who may make them.) Any outstanding objection following action at an NFPA Technical Meeting (and any further Technical Committee consideration following successful Amending Motions, see *Regs* at 4.5.3.7 through 4.6.5) must be raised through an appeal to the Standards Council or it will be considered to be resolved.

VI. Step 3b: Documents Forwarded Directly to the Council. Where no NITMAM is received and certified in accordance with the *Technical Meeting Convention Rules*, the standard is forwarded directly to the Standards Council for action on issuance. Objections are deemed to be resolved for these documents. (See *Regs* at 4.5.2.5.)

VII. Step 4a: Council Appeals. Anyone can appeal to the Standards Council concerning procedural or substantive matters related to the development, content, or issuance of any document of the NFPA or on matters within the purview of the authority of the Council, as established by the *Bylaws* and as determined by the Board of Directors. Such appeals must be in written form and filed with the Secretary of the Standards Council (see *Regs* at Section 1.6). Time constraints for filing an appeal must be in accordance with 1.6.2 of the *Regs*. Objections are deemed to be resolved if not pursued at this level.

VIII. Step 4b: Document Issuance. The Standards Council is the issuer of all documents (see Article 8 of *Bylaws*). The Council acts on the issuance of a document presented for action at an NFPA Technical Meeting within 75 days from the date of the recommendation from the NFPA Technical Meeting, unless this period is extended by the Council (see *Regs* at 4.7.2). For documents forwarded directly to the Standards Council, the Council acts on the issuance of the document at its next scheduled meeting, or at such other meeting as the Council may determine (see *Regs* at 4.5.2.5 and 4.7.4).

IX. Petitions to the Board of Directors. The Standards Council has been delegated the responsibility for the administration of the codes and standards development process and the issuance of documents. However, where extraordinary circumstances requiring the intervention of the Board of Directors exist, the Board of Directors may take any action necessary to fulfill its obligations to preserve the integrity of the codes and standards development process and to protect the interests of the NFPA. The rules for petitioning the Board of Directors can be found in the *Regulations Governing Petitions to the Board of Directors from Decisions of the Standards Council* and in Section 1.7 of the *Regs*.

X. For More Information. The program for the NFPA Technical Meeting (as well as the NFPA website as information becomes available) should be consulted for the date on which each report scheduled for consideration at the meeting will be presented. To view the First Draft Report and Second Draft Report as well as information on NFPA rules and for up-to-date information on schedules and deadlines for processing NFPA documents, check the NFPA website (www.nfpa.org/docinfo) or contact NFPA Codes & Standards Administration at (617) 984-7246.



CODES AND STANDARDS GO DIGITAL. AND GO ANYWHERE.

**TRY NFPA LiNK® FREE FOR 14 DAYS
AND GET DIGITAL ACCESS TO
CODES AND STANDARDS.**

Discover NFPA LiNK. It's dynamic digital access to codes and standards, right at your fingertips. Search, share, and find solutions on the job, faster and more efficiently. Now you can get your first two weeks free with a hassle-free trial, at no cost and no credit card required. If NFPA LiNK is right for you, subscriptions start as low as \$9.99/month. Experience the power of NFPA LiNK for yourself.

Learn more and activate your risk-free trial for 14 days free at nfpa.org/LiNK

