

NFPA®

1408

Standard for
Training Fire Service Personnel
in the Operation, Care, Use, and
Maintenance of Thermal Imagers

2020



IMPORTANT NOTICES AND DISCLAIMERS CONCERNING NFPA® STANDARDS




NFPA® codes, standards, recommended practices, and guides (“NFPA Standards”), of which the document contained herein is one, are developed through a consensus standards development process approved by the American National Standards Institute. This process brings together volunteers representing varied viewpoints and interests to achieve consensus on fire and other safety issues. While the NFPA administers the process and establishes rules to promote fairness in the development of consensus, it does not independently test, evaluate, or verify the accuracy of any information or the soundness of any judgments contained in NFPA Standards.

The NFPA disclaims liability for any personal injury, property, or other damages of any nature whatsoever, whether special, indirect, consequential or compensatory, directly or indirectly resulting from the publication, use of, or reliance on NFPA Standards. The NFPA also makes no guaranty or warranty as to the accuracy or completeness of any information published herein.

In issuing and making NFPA Standards available, the NFPA is not undertaking to render professional or other services for or on behalf of any person or entity. Nor is the NFPA undertaking to perform any duty owed by any person or entity to someone else. Anyone using this document should rely on his or her own independent judgment or, as appropriate, seek the advice of a competent professional in determining the exercise of reasonable care in any given circumstances.

The NFPA has no power, nor does it undertake, to police or enforce compliance with the contents of NFPA Standards. Nor does the NFPA list, certify, test, or inspect products, designs, or installations for compliance with this document. Any certification or other statement of compliance with the requirements of this document shall not be attributable to the NFPA and is solely the responsibility of the certifier or maker of the statement.

REVISION SYMBOLS IDENTIFYING CHANGES FROM THE PREVIOUS EDITION

Text revisions are shaded. A  before a section number indicates that words within that section were deleted and a  to the left of a table or figure number indicates a revision to an existing table or figure. When a chapter was heavily revised, the entire chapter is marked throughout with the  symbol. Where one or more sections were deleted, a • is placed between the remaining sections. Chapters, annexes, sections, figures, and tables that are new are indicated with an **N**.

Note that these indicators are a guide. Rearrangement of sections may not be captured in the markup, but users can view complete revision details in the First and Second Draft Reports located in the archived revision information section of each code at www.nfpa.org/docinfo. Any subsequent changes from the NFPA Technical Meeting, Tentative Interim Amendments, and Errata are also located there.

REMINDER: UPDATING OF NFPA STANDARDS

Users of NFPA codes, standards, recommended practices, and guides (“NFPA Standards”) should be aware that these documents may be superseded at any time by the issuance of a new edition, may be amended with the issuance of Tentative Interim Amendments (TIAs), or be corrected by Errata. It is intended that through regular revisions and amendments, participants in the NFPA standards development process consider the then-current and available information on incidents, materials, technologies, innovations, and methods as these develop over time and that NFPA Standards reflect this consideration. Therefore, any previous edition of this document no longer represents the current NFPA Standard on the subject matter addressed. NFPA encourages the use of the most current edition of any NFPA Standard [as it may be amended by TIA(s) or Errata] to take advantage of current experience and understanding. An official NFPA Standard at any point in time consists of the current edition of the document, including any issued TIAs and Errata then in effect.

To determine whether an NFPA Standard has been amended through the issuance of TIAs or corrected by Errata, visit the “Codes & Standards” section at www.nfpa.org.

ADDITIONAL IMPORTANT NOTICES AND DISCLAIMERS CONCERNING NFPA® STANDARDS

Updating of NFPA Standards

Users of NFPA codes, standards, recommended practices, and guides (“NFPA Standards”) should be aware that these documents may be superseded at any time by the issuance of a new edition, may be amended with the issuance of Tentative Interim Amendments (TIAs), or be corrected by Errata. It is intended that through regular revisions and amendments, participants in the NFPA standards development process consider the then-current and available information on incidents, materials, technologies, innovations, and methods as these develop over time and that NFPA Standards reflect this consideration. Therefore, any previous edition of this document no longer represents the current NFPA Standard on the subject matter addressed. NFPA encourages the use of the most current edition of any NFPA Standard [as it may be amended by TIA(s) or Errata] to take advantage of current experience and understanding. An official NFPA Standard at any point in time consists of the current edition of the document, including any issued TIAs and Errata then in effect.

To determine whether an NFPA Standard has been amended through the issuance of TIAs or corrected by Errata, visit the “Codes & Standards” section at www.nfpa.org.

Interpretations of NFPA Standards

A statement, written or oral, that is not processed in accordance with Section 6 of the Regulations Governing the Development of NFPA Standards shall not be considered the official position of NFPA or any of its Committees and shall not be considered to be, nor be relied upon as, a Formal Interpretation.

Patents

The NFPA does not take any position with respect to the validity of any patent rights referenced in, related to, or asserted in connection with an NFPA Standard. The users of NFPA Standards bear the sole responsibility for determining the validity of any such patent rights, as well as the risk of infringement of such rights, and the NFPA disclaims liability for the infringement of any patent resulting from the use of or reliance on NFPA Standards.

NFPA adheres to the policy of the American National Standards Institute (ANSI) regarding the inclusion of patents in American National Standards (“the ANSI Patent Policy”), and hereby gives the following notice pursuant to that policy:

NOTICE: The user’s attention is called to the possibility that compliance with an NFPA Standard may require use of an invention covered by patent rights. NFPA takes no position as to the validity of any such patent rights or as to whether such patent rights constitute or include essential patent claims under the ANSI Patent Policy. If, in connection with the ANSI Patent Policy, a patent holder has filed a statement of willingness to grant licenses under these rights on reasonable and nondiscriminatory terms and conditions to applicants desiring to obtain such a license, copies of such filed statements can be obtained, on request, from NFPA. For further information, contact the NFPA at the address listed below.

Law and Regulations

Users of NFPA Standards should consult applicable federal, state, and local laws and regulations. NFPA does not, by the publication of its codes, standards, recommended practices, and guides, intend to urge action that is not in compliance with applicable laws, and these documents may not be construed as doing so.

Copyrights

NFPA Standards are copyrighted. They are made available for a wide variety of both public and private uses. These include both use, by reference, in laws and regulations, and use in private self-regulation, standardization, and the promotion of safe practices and methods. By making these documents available for use and adoption by public authorities and private users, the NFPA does not waive any rights in copyright to these documents.

Use of NFPA Standards for regulatory purposes should be accomplished through adoption by reference. The term “adoption by reference” means the citing of title, edition, and publishing information only. Any deletions, additions, and changes desired by the adopting authority should be noted separately in the adopting instrument. In order to assist NFPA in following the uses made of its documents, adopting authorities are requested to notify the NFPA (Attention: Secretary, Standards Council) in writing of such use. For technical assistance and questions concerning adoption of NFPA Standards, contact NFPA at the address below.

For Further Information

All questions or other communications relating to NFPA Standards and all requests for information on NFPA procedures governing its codes and standards development process, including information on the procedures for requesting Formal Interpretations, for proposing Tentative Interim Amendments, and for proposing revisions to NFPA standards during regular revision cycles, should be sent to NFPA headquarters, addressed to the attention of the Secretary, Standards Council, NFPA, 1 Batterymarch Park, P.O. Box 9101, Quincy, MA 02269-9101; email: stds_admin@nfpa.org.

For more information about NFPA, visit the NFPA website at www.nfpa.org. All NFPA codes and standards can be viewed at no cost at www.nfpa.org/docinfo.

Copyright © 2019 National Fire Protection Association®. All Rights Reserved.

NFPA® 1408

Standard for

**Training Fire Service Personnel in the Operation, Care, Use, and
Maintenance of Thermal Imagers**

2020 Edition

This edition of NFPA 1408, *Standard for Training Fire Service Personnel in the Operation, Care, Use, and Maintenance of Thermal Imagers*, was prepared by the Technical Committee on Fire Service Training. It was issued by the Standards Council on November 4, 2019, with an effective date of November 24, 2019, and supersedes all previous editions.

This edition of NFPA 1408 was approved as an American National Standard on November 24, 2019.

Origin and Development of NFPA 1408

The 2015 edition of NFPA 1408 was the first edition of the standard dealing with training in thermal imaging. The chapters included policies and procedures, instructor requirements, student prerequisites, and training program components.

For the 2020 edition, the committee has done a complete review of the document and updated the extracted and referenced material for the purpose of consistency and accuracy. The committee also has added a new chapter, Chapter 8, on the care and maintenance of thermal imagers, expanding on a requirement in Chapter 7 of the 2015 edition. The committee also has added requirements addressing the operational limits of thermal imagers. End users must be aware of those operational limits and not set expectations outside of those limits.

Technical Committee on Fire Service Training

Kenneth W. Richards, Jr., *Chair*
Old Mystic Fire Department, CT [E]

Colin Samuel Aguilar, Jacksonville Fire & Rescue, FL [L]
Rep. International Association of Fire Fighters

Wesley E. Barbour, CrossBar International LLC, CO [SE]

David M. Britton, Hilton Head Island Fire & Rescue, SC [E]

W. Edward Buchanan, Jr., Hanover Fire EMS Department, VA [E]

James R. Cannell, Columbus Ohio Division of Fire, OH [L]
Rep. Columbus Firefighters Union

Derrick S. Clouston, North Carolina Department of Insurance, NC [E]

Rick Egelin, Fireblast Global, CA [M]

Mike Gagliano, Seattle Fire Department, WA [E]

William E. Glover, High Temperature Linings (HTL), VA [M]

Forest Herndon, Jr., Maritime Emergency Response Educators LLC, NJ [SE]

James Keiken, Illinois Fire Service Institute, IL [U]

Roger M. LeBoeuf, Elliott, LeBoeuf & McElwain, VA [SE]

Gordon L. Lohmeyer, Texas A&M Engineering Extension Service, TX [U]

Daniel Madrzykowski, UL Firefighter Safety Research Institute, MD [RT]

F. Patrick Marlatt, Maryland Fire and Rescue Institute, MD [E]

Douglas J. Mitchell, Jr., Fire Department City of New York, NY [U]
Rep. Fire Department City of New York

Jeffrey J. Morrisette, State of Connecticut, CT [M]
Rep. International Fire Service Training Association

Kevin Munson, Jr., East Hartford Fire Department, CT [U]

Brent Norwine, CAL-FIRE/Riverside County Fire Department, CA [U]

William E. Peterson, Kissimmee, FL [SE]
Rep. International Fire Marshals Association

Ryan N. Pietzsch, Volunteer Firemen's Insurance Services, Inc., PA [I]

Robert E. Raheb, FAAC, Inc., NY [SE]

Daniel N. Rossos, Oregon Department of Public Safety Standards & Training, OR [E]

Mark A. Rutherford, Gastonia Fire Department, NC [U]

Daniel D. Shaw, Fairfax County Fire and Rescue Department, MD [U]

Robert Upson, National Fire Sprinkler Association, MD [M]
Rep. National Fire Sprinkler Association

Steven H. Weinstein, Honeywell Safety Products, CA [M]

Steven J. Williamson, KFT Fire Trainer, LLC, NJ [M]

Corey Wilson, Portland Fire & Rescue, OR [E]

Alternates

Steve Brisebois, Flash Formation, Canada [SE]
(Alt. to William E. Peterson)

Jonathan Carroll, Cleveland Fire Department, TN [L]
(Alt. to Colin Samuel Aguilar)

Roland Fredrickson, City of Corona Fire Department, CA [U]
(Alt. to Brent Norwine)

Jonathan J. Hanson, Fireblast Global, NJ [M]
(Alt. to Rick Egelin)

Terin Hopkins, National Fire Sprinkler Association (NFSA), MD [M]
(Alt. to Robert Upson)

Chris H. Hubbard, Hanover Fire EMS Department, VA [U]
(Alt. to W. Edward Buchanan, Jr.)

Frank Jansen, LION Group, Inc, The Netherlands [M]
(Voting Alt.)

William F. Jenaway, Volunteer Firemen's Insurance Services, Inc., PA [I]
(Alt. to Ryan N. Pietzsch)

Robert Fash, NFPA Staff Liaison

Jeremy D. Jones, Elliott, LeBoeuf & McElwain, PA [SE]
(Alt. to Roger M. LeBoeuf)

Roger Lunt, University of Illinois Fire Service Institute, IL [U]
(Alt. to James Keiken)

Howard Meek, Texas A&M Engineering Extension Service, TX [U]
(Alt. to Gordon L. Lohmeyer)

Denis G. Onieal, US Department of Homeland Security, MD [SE]
(Voting Alt.)

Obed Rios, KFT Fire Trainer, LLC, NJ [M]
(Alt. to Steven J. Williamson)

Keith Myers Stakes, Underwriters Laboratories, MD [RT]
(Alt. to Daniel Madrzykowski)

Brian A. Wade, North Carolina State Fire Marshal's Office, NC [E]
(Alt. to Derrick S. Clouston)

Michael A. Wieder, Fire Protection Publications, OK [M]
(Alt. to Jeffrey J. Morrisette)

This list represents the membership at the time the Committee was balloted on the final text of this edition. Since that time, changes in the membership may have occurred. A key to classifications is found at the back of the document.

NOTE: Membership on a committee shall not in and of itself constitute an endorsement of the Association or any document developed by the committee on which the member serves.

Committee Scope: This Committee shall have primary responsibility for all fire service training techniques, operations, and procedures to develop maximum efficiency and proper utilization of available personnel. Such activities can include training guides for fire prevention, fire suppression, and other missions for which the fire service has responsibility.

Contents

Chapter 1 Administration	1408- 4	5.2 Conducting Training Program.	1408- 5
1.1 Scope.	1408- 4	Chapter 6 Student Prerequisites	1408- 6
1.2 Purpose.	1408- 4	6.1 General Requirements.	1408- 6
1.3 Equivalency.	1408- 4	Chapter 7 Thermal Imager Training Program Components	1408- 6
Chapter 2 Referenced Publications	1408- 4	7.1 Use and Limitations.	1408- 6
2.1 General.	1408- 4	Chapter 8 Thermal Imager Care and Maintenance	1408- 6
2.2 NFPA Publications.	1408- 4	8.1 General.	1408- 6
2.3 Other Publications.	1408- 4	8.2 Cleaning.	1408- 6
2.4 References for Extracts in Mandatory Sections.	1408- 4	8.3 Batteries.	1408- 6
Chapter 3 Definitions	1408- 4	8.4 Storage.	1408- 6
3.1 General.	1408- 4	8.5 Service.	1408- 6
3.2 NFPA Official Definitions.	1408- 4	Annex A Explanatory Material	1408- 7
3.3 General Definitions.	1408- 5	Annex B Informational References	1408- 8
Chapter 4 Fire Service Thermal Imager Training Policy and Procedures	1408- 5	Index	1408- 9
4.1 General.	1408- 5		
4.2 Training Policies and Guidelines.	1408- 5		
Chapter 5 Thermal Imager Instructor Requirements	1408- 5		
5.1 Operation.	1408- 5		

NFPA 1408

Standard for

Training Fire Service Personnel in the Operation, Care, Use, and Maintenance of Thermal Imagers

2020 Edition

IMPORTANT NOTE: This NFPA document is made available for use subject to important notices and legal disclaimers. These notices and disclaimers appear in all publications containing this document and may be found under the heading “Important Notices and Disclaimers Concerning NFPA Standards.” They can also be viewed at www.nfpa.org/disclaimers or obtained on request from NFPA.

UPDATES, ALERTS, AND FUTURE EDITIONS: New editions of NFPA codes, standards, recommended practices, and guides (i.e., NFPA Standards) are released on scheduled revision cycles. This edition may be superseded by a later one, or it may be amended outside of its scheduled revision cycle through the issuance of Tentative Interim Amendments (TIAs). An official NFPA Standard at any point in time consists of the current edition of the document, together with all TIAs and Errata in effect. To verify that this document is the current edition or to determine if it has been amended by TIAs or Errata, please consult the National Fire Codes® Subscription Service or the “List of NFPA Codes & Standards” at www.nfpa.org/docinfo. In addition to TIAs and Errata, the document information pages also include the option to sign up for alerts for individual documents and to be involved in the development of the next edition.

NOTICE: An asterisk (*) following the number or letter designating a paragraph indicates that explanatory material on the paragraph can be found in Annex A.

A reference in brackets [] following a section or paragraph indicates material that has been extracted from another NFPA document. Extracted text may be edited for consistency and style and may include the revision of internal paragraph references and other references as appropriate. Requests for interpretations or revisions of extracted text shall be sent to the technical committee responsible for the source document.

Information on referenced and extracted publications can be found in Chapter 2 and Annex B.

Chapter 1 Administration

1.1 Scope.

1.1.1 This standard shall contain minimum requirements for training fire service personnel to utilize fire service thermal imagers (TI).

1.1.2 This standard specifies evolutions that can be adapted to local conditions and serves as a standard mechanism for the evaluation of minimum acceptable performance during training for the utilization of fire service TI.

1.2 Purpose. The purpose of this standard is to specify a training program that is designed to create competency regarding the operation, application, use, and limitations of TI.

1.3 Equivalency. Nothing herein is intended to restrict any jurisdiction from exceeding these minimum requirements.

Chapter 2 Referenced Publications

2.1 General. The documents or portions thereof listed in this chapter are referenced within this standard and shall be considered part of the requirements of this document.

2.2 NFPA Publications. National Fire Protection Association, 1 Batterymarch Park, Quincy, MA 02169-7471.

NFPA 1001, *Standard for Fire Fighter Professional Qualifications*, 2019 edition.

NFPA 1041, *Standard for Fire and Emergency Services Instructor Professional Qualifications*, 2019 edition.

NFPA 1081, *Standard for Facility Fire Brigade Member Professional Qualifications*, 2018 edition.

NFPA 1403, *Standard on Live Fire Training Evolutions*, 2018 edition.

NFPA 1801, *Standard on Thermal Imagers for the Fire Service*, 2018 edition.

2.3 Other Publications.

Merriam-Webster's *Collegiate Dictionary*, 11th edition, Merriam-Webster, Inc., Springfield, MA, 2003.

2.4 References for Extracts in Mandatory Sections.

NFPA 1670, *Standard on Operations and Training for Technical Search and Rescue Incidents*, 2017 edition.

NFPA 1801, *Standard on Thermal Imagers for the Fire Service*, 2018 edition.

Chapter 3 Definitions

3.1 General. The definitions contained in this chapter shall apply to the terms used in this standard. Where terms are not defined in this chapter or within another chapter, they shall be defined using their ordinarily accepted meanings within the context in which they are used. *Merriam-Webster's Collegiate Dictionary*, 11th edition, shall be the source for the ordinarily accepted meaning.

3.2 NFPA Official Definitions.

3.2.1* Approved. Acceptable to the authority having jurisdiction.

3.2.2* Authority Having Jurisdiction (AHJ). An organization, office, or individual responsible for enforcing the requirements of a code or standard, or for approving equipment, materials, an installation, or a procedure.

3.2.3 Shall. Indicates a mandatory requirement.

3.2.4 Should. Indicates a recommendation or that which is advised but not required.

3.2.5 Standard. An NFPA Standard, the main text of which contains only mandatory provisions using the word “shall” to indicate requirements and that is in a form generally suitable for mandatory reference by another standard or code or for adoption into law. Nonmandatory provisions are not to be considered a part of the requirements of a standard and shall be located in an appendix, annex, footnote, informational note, or other means as permitted in the NFPA Manuals of Style. When used in a generic sense, such as in the phrase “standards development process” or “standards development activities,” the term “standards” includes all NFPA Standards,

including Codes, Standards, Recommended Practices, and Guides.

3.3 General Definitions.

3.3.1 Compliance/Compliant. Meeting or exceeding all applicable requirements of this standard.

3.3.2 Component. Any material, part, or subassembly used in the construction of the compliant product. [1801, 2018]

3.3.3 Emissivity. The ratio of the radiation emitted by a surface to the radiation emitted by a blackbody at the same temperature. [1801, 2018]

3.3.4 Immediately Dangerous to Life or Health (IDLH). Any condition that would pose an immediate or delayed threat to life, cause irreversible adverse health effects, or interfere with an individual's ability to escape unaided from a hazardous environment. [1670, 2017]

3.3.5 Manufacturer. The entity that directs and controls any of the following: compliant product design, compliant product manufacturing, or compliant product quality assurance; also, the entity that assumes liability for the compliant product or provides the warranty for the compliant product. [1801, 2018]

Chapter 4 Fire Service Thermal Imager Training Policy and Procedures

4.1 General.

4.1.1 A TI training program shall be implemented.

4.1.2 Risks to participants during training shall be kept to a minimum.

4.2 Training Policies and Guidelines.

4.2.1 The AHJ shall establish written policies for TI training that meet the requirements of this standard.

4.2.2 The policy shall address the training requirements for types of incidents where TIs may be used.

4.2.3 The training policy shall include an annual review of member competence in TI technology, operation, application, use and limitations, and care and maintenance.

4.2.4 TI training shall include practical evolutions, using TI.

4.2.5* Training and evaluation documentation shall be maintained by the AHJ.

4.2.6* The training program shall include both individual and crew training.

4.2.7 Members shall be provided with TI training and education before being permitted to operate TIs per AHJ.

4.2.8* Before new or unfamiliar TIs are placed into service, training and education relating to those imagers shall be provided for all affected members.

4.2.9 Members shall be provided with classroom education and hands-on familiarization in TI functions before being permitted to operate TIs in IDLH atmospheres.

4.2.10 Smoke produced from live fire shall be prohibited in TI training sessions until the participant has demonstrated proficiency with self-contained breathing apparatus (SCBA) acceptable to the AHJ.

4.2.11 A safety briefing shall be conducted prior to TI training evolutions.

4.2.11.1 All facets of each evolution to be conducted shall be discussed.

4.2.11.2 Assignments shall be made for all crews participating in the training session.

Chapter 5 Thermal Imager Instructor Requirements

5.1 Operation. Training related to the operation, application, use and limitations, and care and maintenance of TIs shall be provided by instructors meeting the **job performance requirements (JPRs)** of Instructor I of NFPA 1041.

5.1.1* Instructors shall also have knowledge of the specific features and functions of the thermal imager to be used in training, as provided by the manufacturer and NFPA 1801.

5.1.2 Instructors providing training on TIs shall be approved by the AHJ.

5.1.3 Instructor in Charge.

5.1.3.1 The instructor in charge shall be responsible for full compliance with this standard.

5.1.3.2 It shall be the responsibility of the instructor in charge to coordinate overall evolutions during TI training.

5.1.4 Instructors shall be familiar with the manufacturer's operation of the TIs being utilized.

5.2 Conducting Training Program.

Δ 5.2.1 Prior to each evolution, the instructor in charge shall ensure that all of the appropriate protective clothing and equipment are being worn or used according to manufacturer's specifications.

5.2.2 When performing TI training involving live fire, the instructor in charge shall be responsible for ensuring compliance with NFPA 1403.

5.2.3 Instructors shall monitor and supervise all assigned students during TI training evolutions.

5.2.4 The instructor-in-charge shall provide for rest and rehabilitation of members operating during training.

5.2.5 Safety Officer.

5.2.5.1 A safety officer shall be appointed when required for the training evolutions being performed.

5.2.5.2 All safety officers shall be trained on the application of the requirements contained in this standard.

5.2.5.3 The safety officer shall have the authority, regardless of rank, to intervene and control any aspect of the operations when, in his or her judgment, a potential or actual danger exists.

5.2.5.4 The safety officer shall provide for the safety of all persons on the scene, including students, instructors, visitors, and spectators.

5.2.5.5 The safety officer shall not be assigned other duties that interfere with safety responsibilities.

5.2.5.6 Additional safety personnel, as deemed necessary by the safety officer, shall be located to react to any unsafe or threatening situation or condition.

Chapter 6 Student Prerequisites

Δ 6.1 General Requirements.

N 6.1.1 Prior to being permitted to participate in the TI training program, students shall have received training to meet the JPRs for Fire Fighter I in NFPA 1001 or NFPA 1081.

Δ 6.1.1.1* Students participating in TI training who have received the required minimum training from other than the AHJ shall not be permitted to participate in any TI training without first presenting prior written evidence of having successfully completed the prescribed minimum training to the level specified in 6.1.1.

Δ 6.1.1.2 Students who have not yet met the full requirements of 6.1.1 shall be permitted to participate in cognitive-based TI training to obtain knowledge of basic TI technology and operation.

Chapter 7 Thermal Imager Training Program Components

7.1 Use and Limitations. All participants using TIs shall understand their use and limitations.

7.1.1* All participants using TIs shall understand their use and limitations along with scientific principles describing the operation of the TI.

7.1.2 All participants using TI shall understand how the temperature gauge measures temperature specific to the TI being used.

7.1.3 All participants shall understand the functions, modes and use of accessories specific to the TI being used.

7.1.4 All participants shall understand how to operate advanced features specific to the TI being used.

7.1.5 All participants shall understand how to continue operations in the event of a TI failure.

7.1.6* All participants shall understand image interpretation and misinterpretation, including the following:

- (1) Distance to view and recognize an object is dependent upon the environment you are operating in.
- (2) Image clarity is dependent upon the environment and conditions such as rain, snow, heat.
- (3) Image will be compromised due to depth perception.
- (4) Mirrors and shiny objects all cause reflectivity, thus not providing accurate information to the participant.
- (5) The ability to “see” thermal energy through a window is dependent on the type of IR sensor, the type of glass, and the thermal conditions.
- (6) False readings.
- (7) Understand the emissivity values of materials as they pertain to two or more different materials in the imager’s field of vision.

- (8) Water will give a reflective image, thus not providing accurate information to the participant.

7.1.7* The participant shall have knowledge of how to use a TI for the following applications:

- (1) Search
- (2) Fire attack
- (3) Investigations
- (4) Overhaul
- (5) Motor vehicle accidents
- (6) Size-up
- (7) Hazardous materials incidents
- (8) Electrical emergencies
- (9) USAR operations
- (10) Rapid intervention crew (RIC) operations
- (11) Accountability
- (12) Rehab
- (13) Participant safety
- (14) Ventilation
- (15) Apparatus placement
- (16) Stream placement
- (17) Exposure protection
- (18) Water rescues
- (19) Assisting other agencies such as the law enforcement agencies
- (20) Wildland
- (21) Building construction
- (22) Training
- (23) Other topics identified by the AHJ

N Chapter 8 Thermal Imager Care and Maintenance

N 8.1 General. All participants using TIs shall have knowledge of the manufacturer’s specifications for care and maintenance of TIs.

N 8.2 Cleaning.

N 8.2.1 All participants shall understand how to clean and maintain TIs.

N 8.2.2 The participant shall clean the outside of the TI after each use with mild soap or detergent and use a clean soft cloth and soapy water to wipe the display and the lens.

N 8.2.3 The participant shall check the tightness of screws on the cover, the display, and any straps.

N 8.2.4 All participants shall understand that solvents or paint thinners could damage or degrade the case or display lens and should not be used to clean a TI.

N 8.2.5* All participants shall understand that a TI should not be submerged underwater or subjected to high-pressure water.

N 8.3 Batteries. All participants shall understand how to charge a TI and change batteries if required.

N 8.4* Storage. All participants shall understand how to safely store a TI.

N 8.5* Service. All participants shall understand that TIs have no user serviceable parts.

Annex A Explanatory Material

Annex A is not a part of the requirements of this NFPA document but is included for informational purposes only. This annex contains explanatory material, numbered to correspond with the applicable text paragraphs.

A.3.2.1 Approved. The National Fire Protection Association does not approve, inspect, or certify any installations, procedures, equipment, or materials; nor does it approve or evaluate testing laboratories. In determining the acceptability of installations, procedures, equipment, or materials, the authority having jurisdiction may base acceptance on compliance with NFPA or other appropriate standards. In the absence of such standards, said authority may require evidence of proper installation, procedure, or use. The authority having jurisdiction may also refer to the listings or labeling practices of an organization that is concerned with product evaluations and is thus in a position to determine compliance with appropriate standards for the current production of listed items.

A.3.2.2 Authority Having Jurisdiction (AHJ). The phrase “authority having jurisdiction,” or its acronym AHJ, is used in NFPA documents in a broad manner, since jurisdictions and approval agencies vary, as do their responsibilities. Where public safety is primary, the authority having jurisdiction may be a federal, state, local, or other regional department or individual such as a fire chief; fire marshal; chief of a fire prevention bureau, labor department, or health department; building official; electrical inspector; or others having statutory authority. For insurance purposes, an insurance inspection department, rating bureau, or other insurance company representative may be the authority having jurisdiction. In many circumstances, the property owner or his or her designated agent assumes the role of the authority having jurisdiction; at government installations, the commanding officer or departmental official may be the authority having jurisdiction.

A.4.2.5 See NFPA 1401 for guidance in documenting training.

A.4.2.6 TIs can be used individually depending upon the circumstance. For instance, an incident commander could use the imager for his or her initial and ongoing size-up, personnel accountability, exposure assessment, fire extension, and overall incident mitigation.

A.4.2.8 The intent of 4.2.8 is to ensure that the TI used to train personnel is of the same specific type and manufacture that is used within the jurisdiction. In some cases, such as at state and community college training facilities, participants should have to train initially with TIs unlike those used in the local jurisdiction. Upon return to the local jurisdiction additional training should take place to build on skills learned. This training should utilize the specific type and manufacturer of TI that will be used by the department.

A.5.1.1 Thermal imaging training must be conducted by instructors who are knowledgeable in the utilization of infrared technology in emergency incident mitigation.

Δ A.6.1.1.1 The type of written documentation required can vary depending on the instructor’s familiarity with the student participants’ level of training from outside agencies. All student participants from outside agencies should be allowed to participate only as official representatives of an established organization. Prior documentation should be required to facilitate planning of the training session.

A.7.1.1 Thermal imagers (TIs) are used in a wide variety of thermal environments. For example, a fire fighter might encounter high temperatures, open flames, pools and sprays of water, and thick smoke; therefore, it is important that TIs are capable of seeing in these obstructive conditions with a minimum amount of interference from the surrounding environment. Fire service thermal imagers are generally designed to detect radiant thermal energy in the 8 μm –14 μm spectral range. This energy is radiated from solid surfaces, particulates, and some gases. A characteristic of the radiating surfaces and gases called *emissivity* affects how the thermal radiation intensity relates to the actual temperature in a way that can make the surface or gas appear to have a temperature that is different from reality. A surface or gas having an emissivity of 1 is said to be a *blackbody*, meaning that it absorbs and re-emits all energy incident upon it and thus is representative of its actual temperature. A surface or gas having an emissivity of 0 reflects all energy, making the surface or gas appear colder than it actually is. In general, surfaces that are flat black in color and somewhat rough in texture tend to have high emissivities, and surfaces that are shiny and smooth tend to have low emissivities. Most TIs are designed to use a constant emissivity value of 0.95 to convert the radiant energy signal to a temperature value. The further an object’s emissivity is from 0.95, the less accurate that object’s surface temperature will appear to be. The term *apparent temperature* is used to account for temperature deviations caused by differences in emissivity.

TIs typically sense energy radiated from a surface of a solid. If the solid object is a good insulating material such as a wood floor or an insulated wall or ceiling, the apparent temperature might not be representative of the thermal hazard on the other side of the solid object.

In other situations, the fire environment could change, resulting in rapidly increasing smoke temperatures. With a TI looking through smoke at a wall, the apparent temperature could be significantly less than the actual temperature of the gas. In other words, a TI is an unreliable thermometer. It should be used to look for thermal contrasts, movement, and heat signatures. It should not be relied on to determine the temperature of a compartment, through either a digital readout or a color scale.

Colorization ranges are not standardized and can vary significantly among TIs and manufacturers.

A.7.1.6 The TI operator must clearly understand the limitations of the technology.

Materials used in wall and wood floor assemblies and floor coverings are good insulators (poor conductors of heat): as a result, a TI will not provide a reliable indication of the thermal conditions on the other side of a wall or floor.

Post-flashover conditions [$>1100^{\circ}\text{F}$ (593°C)] might exist below a wood floor assembly, while the energy flow through the floor that can be “seen” by a TI is 100°F to 200°F (38°C to 93°C).

Because of the insulating qualities of materials used in building construction, TIs provide no indication of the structural integrity of a building or a building component such as a floor. TIs cannot provide a reliable indication of collapse. See NIST Technical Note 1709, “Examination of the Thermal Conditions of a Wood Floor Assembly above a Compartment Fire.”

A.7.1.7 Searching. A victim image could appear as white or black, depending on the environment. For example, in a room that is 70°F (21°C), the victim image should appear to be white, but in a room that is 300°F (149°C) the victim image should appear to be black. In a room where the surface temperature and the skin temperature are the same, the victim might not even be seen with the TI.

Fire attack. The TI could be used to look above and find the radiant heat, indicating which direction the fire fighter would need to proceed to find the fire.

Investigation. The TI could be used to identify heat sources such as hot light ballast, overheated machinery, or overheated electrical outlets.

Overhaul. The TI could be used to identify smoldering items or look for hidden fire in void spaces.

Motor vehicle collisions. The TI could be used to identify heat signatures of people ejected from the vehicle but might also show heat signatures of people in the car prior to the victims being ejected.

Size-up. The TI could be used to see heat signatures of the exterior of the building or windows indicating interior fire involvement. TI operators should understand that a structure that has the heating system on in a cooler environment might also appear as a structure fire.

Hazardous materials incidents. The TI could be used to see tank liquid levels, vapor spaces, and vapor releases. The TI operator should understand insulated tanks and double-walled tanks will not show liquid levels or vapor spaces. Tanks that have just had material removed or added might not show an accurate liquid level or vapor space.

Electrical emergencies. The TI could be used to see downed power lines, overheated electrical outlets, and so forth.

USAR operations. The TI could be used to look for victims in void spaces. TI operators should understand the victim image in a void space could be displayed as black or white, depending on the atmosphere or if the victim is dead or alive.

Rapid intervention crew (RIC). The TI could be used to assist in RIC operations. The TI operator should understand that down fire fighters could be displayed as black or white, depending upon the environment in which they are located.

Accountability. The TI is an excellent tool for participant accountability, reducing the time it takes to account for fire fighters in an emergency situation. TI operators should understand a false image could be displayed due to reflections. TIs account for the correct number of fire fighters but do not account for the correct fire fighters assigned to a sector or division.

Rehab. The TI could be used as a comparison of fire fighters. Fire fighters doing the same job or task should be the same shade, but an overheated fire fighter would show up whiter than other fire fighters.

Participant safety. The TI could be used to look for thermal layering and indications that the room is close to flashover conditions.

Ventilation. The TI could be used to look at roof conditions, scuttles, and vents displaying a heat signature. The TI operator must understand the difference between conducted heat from

an interior fire and heat absorbed from the sun. The same should be understood about a scuttle or vent showing heat from a fire versus heat from the building's heating system.

Apparatus placement. The TI could be used to identify wires overhead prior to positioning aerial apparatus.

Stream placement. The TI could be used to position interior attack lines and master streams when fire fighters cannot see due to smoky conditions.

Exposures. The TI could be used to see exposures or what the fire is impinging upon from a distance.

Water rescue. The TI could see victims floating in water but not beneath the surface of the water. Victims exposed to cold water temperatures might be seen only for short periods of time, if at all.

Assisting other agencies such as the law enforcement agencies. The TI could be used to see skid marks of a motor vehicle collision, thus helping police in their investigations.

Building construction. The TI operator could use the TI to identify the type of building construction, trusses affected by heat, means of egress from the building, room height, and so forth.

Training. The TI is an excellent tool for fire instructors to record and show fire fighters proper search techniques and to show fire apparatus drivers/operators overheated pumps when water was not properly recirculated.

N A.8.2.5 The TI operator should refer to OEM guidance for specific TI care and maintenance.

N A.8.4 The TI should be stored in an apparatus mount or in a storage case designed for the TI.

N A.8.5 The TI operator should not disassemble or attempt to repair the TI. If the TI is not functioning properly, it should be returned to the manufacturer's representative.

Annex B Informational References

B.1 Referenced Publications. The documents or portions thereof listed in this annex are referenced within the informational sections of this standard and are not part of the requirements of this document unless also listed in Chapter 2 for other reasons.

Δ B.1.1 NFPA Publications. National Fire Protection Association, 1 Batterymarch Park, Quincy, MA 02169-7471.

NFPA 1401, *Recommended Practice for Fire Service Training Reports and Records*, 2017 edition.

N B.1.2 Other Publications.

B.1.2.1 NIST Publications. National Institute of Standards and Technology, 100 Bureau Drive, Stop 1070, Gaithersburg, MD 20899-1070.

Madrzykowski and Kent, "Examination of the Thermal Conditions of a Wood Floor Assembly above a Compartment Fire," NIST Technical Note 1709, July 2011.

B.2 Informational References. (Reserved)

B.3 References for Extracts in Informational Sections. (Reserved)

Index

Copyright © 2019 National Fire Protection Association. All Rights Reserved.

The copyright in this index is separate and distinct from the copyright in the document that it indexes. The licensing provisions set forth for the document are not applicable to this index. This index may not be reproduced in whole or in part by any means without the express written permission of NFPA.

<p>-A-</p> <p>Administration, Chap. 1</p> <p> Equivalency, 1.3</p> <p> Purpose, 1.2</p> <p> Scope, 1.1</p> <p>Approved</p> <p> Definition, 3.2.1, A.3.2.1</p> <p>Authority Having Jurisdiction (AHJ)</p> <p> Definition, 3.2.2, A.3.2.2</p>	<p>Informational References, Annex B</p>
<p>-C-</p> <p>Compliance/Compliant</p> <p> Definition, 3.3.1</p> <p>Component</p> <p> Definition, 3.3.2</p>	<p>-M-</p> <p>Manufacturer</p> <p> Definition, 3.3.5</p>
<p>-D-</p> <p>Definitions, Chap. 3</p>	<p>-R-</p> <p>Referenced Publications, Chap. 2</p> <p>-S-</p> <p>Shall</p> <p> Definition, 3.2.3</p> <p>Should</p> <p> Definition, 3.2.4</p> <p>Standard</p> <p> Definition, 3.2.5</p> <p>Student Prerequisites, Chap. 6</p> <p> General Requirements, 6.1</p>
<p>-E-</p> <p>Emissivity</p> <p> Definition, 3.3.3</p> <p>Explanatory Material, Annex A</p>	<p>-T-</p> <p>Thermal Imager Care and Maintenance, Chap. 8</p> <p> Batteries, 8.3</p> <p> Cleaning, 8.2</p> <p> General, 8.1</p> <p> Service, 8.5, A.8.5</p> <p> Storage, 8.4, A.8.4</p> <p>Thermal Imager Instructor Requirements, Chap. 5</p> <p> Conducting Training Program, 5.2</p> <p> Safety Officer, 5.2.5</p> <p> Operation, 5.1</p> <p> Instructor in Charge, 5.1.3</p> <p>Thermal Imager Training Program Components, Chap. 7</p> <p> Use and Limitations, 7.1</p>
<p>-F-</p> <p>Fire Service Thermal Imager Training Policy and Procedures, Chap. 4</p> <p> General, 4.1</p> <p> Training Policies and Guidelines, 4.2</p>	
<p>-I-</p> <p>Immediately Dangerous to Life or Health (IDLH)</p> <p> Definition, 3.3.4</p>	

Sequence of Events for the Standards Development Process

Once the current edition is published, a Standard is opened for Public Input.

Step 1 – Input Stage

- Input accepted from the public or other committees for consideration to develop the First Draft
- Technical Committee holds First Draft Meeting to revise Standard (23 weeks); Technical Committee(s) with Correlating Committee (10 weeks)
- Technical Committee ballots on First Draft (12 weeks); Technical Committee(s) with Correlating Committee (11 weeks)
- Correlating Committee First Draft Meeting (9 weeks)
- Correlating Committee ballots on First Draft (5 weeks)
- First Draft Report posted on the document information page

Step 2 – Comment Stage

- Public Comments accepted on First Draft (10 weeks) following posting of First Draft Report
- If Standard does not receive Public Comments and the Technical Committee chooses not to hold a Second Draft meeting, the Standard becomes a Consent Standard and is sent directly to the Standards Council for issuance (see Step 4) or
- Technical Committee holds Second Draft Meeting (21 weeks); Technical Committee(s) with Correlating Committee (7 weeks)
- Technical Committee ballots on Second Draft (11 weeks); Technical Committee(s) with Correlating Committee (10 weeks)
- Correlating Committee Second Draft Meeting (9 weeks)
- Correlating Committee ballots on Second Draft (8 weeks)
- Second Draft Report posted on the document information page

Step 3 – NFPA Technical Meeting

- Notice of Intent to Make a Motion (NITMAM) accepted (5 weeks) following the posting of Second Draft Report
- NITMAMs are reviewed and valid motions are certified by the Motions Committee for presentation at the NFPA Technical Meeting
- NFPA membership meets each June at the NFPA Technical Meeting to act on Standards with “Certified Amending Motions” (certified NITMAMs)
- Committee(s) vote on any successful amendments to the Technical Committee Reports made by the NFPA membership at the NFPA Technical Meeting

Step 4 – Council Appeals and Issuance of Standard

- Notification of intent to file an appeal to the Standards Council on Technical Meeting action must be filed within 20 days of the NFPA Technical Meeting
- Standards Council decides, based on all evidence, whether to issue the standard or to take other action

Notes:

1. Time periods are approximate; refer to published schedules for actual dates.
2. Annual revision cycle documents with certified amending motions take approximately 101 weeks to complete.
3. Fall revision cycle documents receiving certified amending motions take approximately 141 weeks to complete.

Committee Membership Classifications^{1,2,3,4}

The following classifications apply to Committee members and represent their principal interest in the activity of the Committee.

1. M *Manufacturer*: A representative of a maker or marketer of a product, assembly, or system, or portion thereof, that is affected by the standard.
2. U *User*: A representative of an entity that is subject to the provisions of the standard or that voluntarily uses the standard.
3. IM *Installer/Maintainer*: A representative of an entity that is in the business of installing or maintaining a product, assembly, or system affected by the standard.
4. L *Labor*: A labor representative or employee concerned with safety in the workplace.
5. RT *Applied Research/Testing Laboratory*: A representative of an independent testing laboratory or independent applied research organization that promulgates and/or enforces standards.
6. E *Enforcing Authority*: A representative of an agency or an organization that promulgates and/or enforces standards.
7. I *Insurance*: A representative of an insurance company, broker, agent, bureau, or inspection agency.
8. C *Consumer*: A person who is or represents the ultimate purchaser of a product, system, or service affected by the standard, but who is not included in (2).
9. SE *Special Expert*: A person not representing (1) through (8) and who has special expertise in the scope of the standard or portion thereof.

NOTE 1: “Standard” connotes code, standard, recommended practice, or guide.

NOTE 2: A representative includes an employee.

NOTE 3: While these classifications will be used by the Standards Council to achieve a balance for Technical Committees, the Standards Council may determine that new classifications of member or unique interests need representation in order to foster the best possible Committee deliberations on any project. In this connection, the Standards Council may make such appointments as it deems appropriate in the public interest, such as the classification of “Utilities” in the National Electrical Code Committee.

NOTE 4: Representatives of subsidiaries of any group are generally considered to have the same classification as the parent organization.

Submitting Public Input / Public Comment Through the Online Submission System

Following publication of the current edition of an NFPA standard, the development of the next edition begins and the standard is open for Public Input.

Submit a Public Input

NFPA accepts Public Input on documents through our online submission system at www.nfpa.org. To use the online submission system:

- Choose a document from the List of NFPA codes & standards or filter by Development Stage for “codes accepting public input.”
- Once you are on the document page, select the “Next Edition” tab.
- Choose the link “The next edition of this standard is now open for Public Input.” You will be asked to sign in or create a free online account with NFPA before using this system.
- Follow the online instructions to submit your Public Input (see www.nfpa.org/publicinput for detailed instructions).
- Once a Public Input is saved or submitted in the system, it can be located on the “My Profile” page by selecting the “My Public Inputs/Comments/NITMAMs” section.

Submit a Public Comment

Once the First Draft Report becomes available there is a Public Comment period. Any objections or further related changes to the content of the First Draft must be submitted at the Comment Stage. To submit a Public Comment follow the same steps as previously explained for the submission of Public Input.

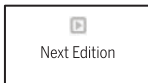
Other Resources Available on the Document Information Pages

Header: View document title and scope, access to our codes and standards or NFCSS subscription, and sign up to receive email alerts.



Current & Prior Editions

Research current and previous edition information.



Next Edition

Follow the committee’s progress in the processing of a standard in its next revision cycle.



Technical Committee

View current committee rosters or apply to a committee.



Ask a Technical Question

For members, officials, and AHJs to submit standards questions to NFPA staff. Our Technical Questions Service provides a convenient way to receive timely and consistent technical assistance when you need to know more about NFPA standards relevant to your work.



News

Provides links to available articles and research and statistical reports related to our standards.



Purchase Products & Training

Discover and purchase the latest products and training.



Related Products

View related publications, training, and other resources available for purchase.

Information on the NFPA Standards Development Process

I. Applicable Regulations. The primary rules governing the processing of NFPA standards (codes, standards, recommended practices, and guides) are the NFPA *Regulations Governing the Development of NFPA Standards (Regs)*. Other applicable rules include NFPA *Bylaws*, NFPA *Technical Meeting Convention Rules*, NFPA *Guide for the Conduct of Participants in the NFPA Standards Development Process*, and the NFPA *Regulations Governing Petitions to the Board of Directors from Decisions of the Standards Council*. Most of these rules and regulations are contained in the *NFPA Standards Directory*. For copies of the *Directory*, contact Codes and Standards Administration at NFPA headquarters; all these documents are also available on the NFPA website at “www.nfpa.org/regs.”

The following is general information on the NFPA process. All participants, however, should refer to the actual rules and regulations for a full understanding of this process and for the criteria that govern participation.

II. Technical Committee Report. The Technical Committee Report is defined as “the Report of the responsible Committee(s), in accordance with the Regulations, in preparation of a new or revised NFPA Standard.” The Technical Committee Report is in two parts and consists of the First Draft Report and the Second Draft Report. (See *Regs* at Section 1.4.)

III. Step 1: First Draft Report. The First Draft Report is defined as “Part one of the Technical Committee Report, which documents the Input Stage.” The First Draft Report consists of the First Draft, Public Input, Committee Input, Committee and Correlating Committee Statements, Correlating Notes, and Ballot Statements. (See *Regs* at 4.2.5.2 and Section 4.3.) Any objection to an action in the First Draft Report must be raised through the filing of an appropriate Comment for consideration in the Second Draft Report or the objection will be considered resolved. [See *Regs* at 4.3.1(b).]

IV. Step 2: Second Draft Report. The Second Draft Report is defined as “Part two of the Technical Committee Report, which documents the Comment Stage.” The Second Draft Report consists of the Second Draft, Public Comments with corresponding Committee Actions and Committee Statements, Correlating Notes and their respective Committee Statements, Committee Comments, Correlating Revisions, and Ballot Statements. (See *Regs* at 4.2.5.2 and Section 4.4.) The First Draft Report and the Second Draft Report together constitute the Technical Committee Report. Any outstanding objection following the Second Draft Report must be raised through an appropriate Amending Motion at the NFPA Technical Meeting or the objection will be considered resolved. [See *Regs* at 4.4.1(b).]

V. Step 3a: Action at NFPA Technical Meeting. Following the publication of the Second Draft Report, there is a period during which those wishing to make proper Amending Motions on the Technical Committee Reports must signal their intention by submitting a Notice of Intent to Make a Motion (NITMAM). (See *Regs* at 4.5.2.) Standards that receive notice of proper Amending Motions (Certified Amending Motions) will be presented for action at the annual June NFPA Technical Meeting. At the meeting, the NFPA membership can consider and act on these Certified Amending Motions as well as Follow-up Amending Motions, that is, motions that become necessary as a result of a previous successful Amending Motion. (See 4.5.3.2 through 4.5.3.6 and Table 1, Columns 1-3 of *Regs* for a summary of the available Amending Motions and who may make them.) Any outstanding objection following action at an NFPA Technical Meeting (and any further Technical Committee consideration following successful Amending Motions, see *Regs* at 4.5.3.7 through 4.6.5) must be raised through an appeal to the Standards Council or it will be considered to be resolved.

VI. Step 3b: Documents Forwarded Directly to the Council. Where no NITMAM is received and certified in accordance with the *Technical Meeting Convention Rules*, the standard is forwarded directly to the Standards Council for action on issuance. Objections are deemed to be resolved for these documents. (See *Regs* at 4.5.2.5.)

VII. Step 4a: Council Appeals. Anyone can appeal to the Standards Council concerning procedural or substantive matters related to the development, content, or issuance of any document of the NFPA or on matters within the purview of the authority of the Council, as established by the *Bylaws* and as determined by the Board of Directors. Such appeals must be in written form and filed with the Secretary of the Standards Council (see *Regs* at Section 1.6). Time constraints for filing an appeal must be in accordance with 1.6.2 of the *Regs*. Objections are deemed to be resolved if not pursued at this level.

VIII. Step 4b: Document Issuance. The Standards Council is the issuer of all documents (see Article 8 of *Bylaws*). The Council acts on the issuance of a document presented for action at an NFPA Technical Meeting within 75 days from the date of the recommendation from the NFPA Technical Meeting, unless this period is extended by the Council (see *Regs* at 4.7.2). For documents forwarded directly to the Standards Council, the Council acts on the issuance of the document at its next scheduled meeting, or at such other meeting as the Council may determine (see *Regs* at 4.5.2.5 and 4.7.4).

IX. Petitions to the Board of Directors. The Standards Council has been delegated the responsibility for the administration of the codes and standards development process and the issuance of documents. However, where extraordinary circumstances requiring the intervention of the Board of Directors exist, the Board of Directors may take any action necessary to fulfill its obligations to preserve the integrity of the codes and standards development process and to protect the interests of the NFPA. The rules for petitioning the Board of Directors can be found in the *Regulations Governing Petitions to the Board of Directors from Decisions of the Standards Council* and in Section 1.7 of the *Regs*.

X. For More Information. The program for the NFPA Technical Meeting (as well as the NFPA website as information becomes available) should be consulted for the date on which each report scheduled for consideration at the meeting will be presented. To view the First Draft Report and Second Draft Report as well as information on NFPA rules and for up-to-date information on schedules and deadlines for processing NFPA documents, check the NFPA website (www.nfpa.org/docinfo) or contact NFPA Codes & Standards Administration at (617) 984-7246.

Xchange

The Online Community of the
National Fire Protection Association®



CONNECT WITH YOUR PEERS FROM AROUND THE WORLD



NFPA® Xchange™ is an online forum for finding and sharing knowledge among an open community of professionals worldwide.

This educational tool and job aid allows you to explore content relevant to you, participate in discussions with peers and industry leaders, ask and answer questions, and receive expert advice.

Membership to NFPA Xchange is free and provides access to:

- An active community of more than **50,000 professionals collaborating** in a single place
- Insights and information on **trending topics, emerging issues, and new technologies**
- **Blogs and webinars for learning on-the-job skills, and forums** for submitting queries to be answered by peers and NFPA® technical staff
- **Job board for posting open positions and discovering employment opportunities** from NFPA and partner organizations
- **A robust collection of previously asked questions and subject matter** in a searchable database accessible anywhere, anytime, from any device

Have the resources you need by your side at all times. NFPA Xchange provides the knowledge and support to help you do your job better and help protect lives and property. **Join the conversation today!**

Join now for free at nfpa.org/xchange-community



IT'S A BIG WORLD.
LET'S PROTECT IT TOGETHER.®